



A unit of the Technical College System of Georgia

Fact Book

**Prepared by the
Office of Institutional Effectiveness**

December 2022

About the Fact Book...

Welcome to the 2022 edition of the West Georgia Technical College Fact Book. This report contains selected data and accomplishments that document our efforts to meet both student and community needs. Developed by the Office of Institutional Effectiveness, the West Georgia Technical College Fact Book is intended to be a valuable tool that may be useful to those engaged in planning, assessment, preparing reports, writing grant proposals, or other endeavors.

West Georgia Technical College offers many outstanding life-long learning opportunities to individuals within our service area. Whether students are looking for career technical training, academic college transfer courses, job skills upgrades, or continuing education options, West Georgia Technical College has a curriculum to meet their needs. Additionally, West Georgia Tech provides classes that prepare adults to take a high school equivalency (HSE) exam, such as the GED or the HiSet. The overarching theme that unifies our efforts is workforce development. We work to improve the education, training, and hands-on skill of individuals so they can be successful in meaningful careers offered by the many excellent businesses and industries in our community.

Our dedicated faculty and staff are committed to a long-standing tradition of excellence, serving Carroll, Coweta, Douglas, Haralson, Heard, Meriwether, and Troup counties since 1966. We are proud of the work of our faculty and staff who go the extra mile to keep our focus on meeting student needs so they can be successful.

West Georgia Technical College is part of the Technical College System of Georgia, which is comprised of 22 colleges located throughout the state, and is accredited by the Commission on Colleges of the Southern Association of Colleges and Schools to award associate degrees.

We hope you find the information contained in this Fact Book helpful. Please take time to review the data, and if you have any questions, contact Dr. Kate Williams, Executive Director for Accreditation, Data, and Compliance, at 770-537-6042 or at kathleen.williams@westgatech.edu.



Dr. Julie Post, President
West Georgia Technical College

WEST GEORGIA TECHNICAL COLLEGE 2022 FACT BOOK

TABLE OF CONTENTS

INTRODUCTION

Mission and Vision Statements	1
Core Values	1
Strategic Goals	2
Accreditations	8
Memberships	9
Statement of Equal Opportunity	9
Highlights	10

STUDENT

Credit and Non-Credit Student Enrollment Data	17
Participation Rate by Service Area	18
Credit Student Demographics	19
Associate Degree Enrollment	21
Diploma Program Enrollment	22
Certificate Program Enrollment	23
Graduate/Placement Report	26
Financial Aid	35

FACULTY/STAFF

Full-Time Teaching Faculty Demographics	36
Full-Time Staff Demographics	37
College Structure	38

LIBRARY/MEDIA

Library Collections	39
Library Expenditures	39
Library Service	39

Our Mission

West Georgia Technical College, a unit of the Technical College System of Georgia, serves the communities of Carroll, Coweta, Douglas, Haralson, Heard, Meriwether, and Troup counties, supporting student success, economic development and the community, by providing a skilled workforce, through the delivery of relevant education and training, via high school equivalency, college credit associate degrees, diplomas, and technical certificates of credit, as well as corporate and continuing education opportunities.

Our Vision

West Georgia Technical College will be a model of innovation and excellence in technical education, recognized as an outstanding economic and community partner, and nimble provider of pathways to rewarding careers.

Our Core Values

- Integrity
- Professionalism
- Student Success
- Academic Excellence

Institutional Strategic Goals

Strategic Goal 1

Expand Academic and Service Opportunities for Student Success

1. Align relevant, rigorous programing and curriculum with the region’s employers and job needs to credit, adult education, and customized training, to ensure overall student success now and in the future.

- *Conduct a comprehensive survey and review of programs for applicability to employer needs.*
- *Identify and align appropriate campus programming identity.*
- *Identify new IET opportunities for adult education students and collaborate with partners for implementation.*
- *Assess low enrollment programs to determine future actions.*
- *Increase credit enrollment by bridging learner transitions, dual enrollment, and HSE through clearly identified program pathways.*
- *Explore and develop ways credit and non-credit can partner for program implementation and prior learning assessment.*

2. Align class sizes and instructional methods and resources with evidence-based best practices to ensure student success.

- *Assess online class sizes for most effective student-teacher ratio. Analyze with practical consideration and program appropriateness.*
- *Streamline LMS format and enhance instructor training base.*
- *Extend learning beyond the classroom by recording lectures and cataloging for later student use.*
- *Publish program course rotations, specific to campus and program, for internal and external access for program completion planning.*
- *Seek, where appropriate, more Open Educational Resources (OER) to ease the financial burden and accessibility.*
- *Infuse more experiential and project-based learning into course design, particularly in Arts and Sciences courses, as well as soft skills as appropriate for individual program and career field application.*
- *Seek program and course offerings outside the current Monday-Thursday scheduling to afford additional opportunities for expanding program capacity and offerings at alternative times and locations.*

3. Align community partnerships to provide for employer and other entity engagement in the connection of classroom learning and career field application.

- *Develop apprenticeship opportunity communication package.*
- *Expand options and access for student placement, internship, apprenticeship, and co-op opportunities with local employers.*

- *Increase and strengthen community partnerships for employer input on curriculum, instructional delivery, and alternative methods of employer exposure to students.*
- *Elevate partnerships with local chambers of commerce/economic development organizations, civic clubs, youth groups and other entities to communicate mutual needs, desires.*
- *Identify and involve alumni for engagement, targeted exposure, participation in advisory.*
- *Seek new business and industry partnerships for non-credit assessments and training for workforce upskilling and increased talent development.*

Strategic Goal 2

Enhance Student Engagement

1. Provide academic guidance for students from onboarding to graduation, while incorporating career industry support as they navigate through WGTC to where they want to be.

- *Enhance the onboarding process by:

 - *utilizing technology as a communication tool,*
 - *fully implementing and utilizing the TargetX CRM tool,*
 - *enhancing partnerships with secondary education partners to define program options.**
- *Provide a methodology to assist students in determining long-term career choices.

 - *Implement career assessments at admission*
 - *Provide early academic/career advisement through a defined communication plan**
- *Integrate Financial Aid informational modules and videos.*
- *Offer more career-focused advisement options and provide clarity of pathways to bridge the gap from student to employment.*
- *Fully develop, embrace, communicate, and implement the College's Quality Enhancement Plan (QEP) for an improved enrollment and advisement experience.*
- *Eliminate barriers for non-traditional students to ensure access to systems and programs.*
- *Enhance the Career Services partnerships with business and industry and increase exposure to and involvement with students prior to graduation for direct connection with employers.*

2. Create engaging opportunities for students to enhance involvement on campus and develop leaders that make an impact within their communities.

- *Re-establish the student ambassador program, inform student mentors, assist with new student orientation, campus events and social media influencers.*
- *To develop additional exposure and pipelines for promotion of all student activities.*
- *Increase opportunities for students to participate in philanthropic activities.*
- *Increase awareness and utilization of the Behavioral Intervention Team, reporting, and availability of mental health support services.*
- *Develop plan to increase participation in and preparation for SkillsUSA.*
- *Collaborate with program leaders to utilize business and industry professionals to develop and participate in leadership series opportunities and company visits for students.*
- *Develop ways to celebrate the uniqueness of our students through non-traditional career paths, diversity/equity/inclusion and all-around awareness and acceptance, of all student types, in all career fields.*

Strategic Goal 3

Elevate Perception through Improved Communication

1. Create a stronger emotional connection to and accurate perception of the products and services the College delivers through improved communication.

- *Develop comprehensive marketing plan.*
- *Implement standards of written communication for content, distribution and timeliness, standardize communication.*
- *Evaluate program and course naming to demystify meaning and increase ease of understanding and awareness.*
- *Expand and increase all media messaging via web, press release, social and traditional avenues to share the WGTC story and depiction of WGTC as "first-choice".*
- *Collaborate with all divisions to develop a comprehensive external student communication plan.*
- *Coordinate graphic means for content and delivery of identified pathways for programs.*
- *Seek business and industry testimonials regarding the success of WGTC students as employees.*

Strategic Goal 4

Ensure Adequate Resource Development

1. Annually review technology, equipment and training with college standards and expectations to determine and validate plans for incremental upgrades and align with instructional operational needs.

- *Review and evaluate campus facility utilization to assess and align with campus programming needs.*
- *Develop facility renovation plans.*
- *Select and contract with firm to design and produce Facilities Master Plan.*
- *Explore more opportunities to enhance and support the "Wellness Works" program.*
- *Replace/update campus map access, wayfinding signage, interactive apps or kiosks for clarity and visibility.*

2. Conduct a comprehensive review of all facilities including function, space allotment, class schedules and equipment. Priorities should be established based upon employers' and job/career need.

- *Align with established standards and review, revise, and replace outdated technology and related systems.*
- *Implement campus-to-campus synchronous instructional technology.*
- *Provide ongoing and regular training for faculty and staff to more effectively utilize existing and new technology and equipment.*
- *Implement new or upgrade current intranet system for improved campus internal communications.*
- *Augment facility locations for Economic Development and Adult Education programming.*

3. Ensure alignment of human resources to provide effective talent through recruitment, development, and retention of employees.

- *Conduct wage and benefit analysis for all employees.*
- *Explore and implement additional methods and avenues to recruit talent.*
- *Revitalize the onboarding process for new employees.*
- *Review and rewrite the Employee Manual/Handbook to reflect expectations for faculty and staff.*
- *Develop means to increase awareness and accessibility of policy and procedure changes, necessary HR forms, employee processes, and routine informational needs.*
- *Improve on-campus professional development.*
- *Seek ways to enhance the employee "family" and inter campus connectedness.*

4. Increase and strengthen financial opportunities for the College as well as its students, communities, and partners.

- *Seek increased grant opportunities to secure program/initiative specific funding and explore internal grant writer options.*
- *Increase external community partnerships for fundraising and for improved family campaign participation.*
- *Increase understanding and transparency for faculty and staff about:*
 - *College finances*
 - *Financial Aid and scholarship opportunities for students*
- *Increase fundraising through a comprehensive, coordinated 5-year major gifts campaign significant projects.*
- *Increase awareness in the community of the myriad of financial aid options available and make transparent the affordability of attending West Georgia Technical College.*
- *Ensure systematic review of new state and federal laws, programs and funding to leverage opportunities.*
- *Share College's priorities with legislators and community influencers.*

Strategic Goal 5

Improve Data Collection, Analysis and Benchmarking

1. Utilize all available resources from community partners, TCSG, and internal initiatives to collect and analyze data on student enrollment progression, retention and graduation rates.

- *Add student focus groups and utilize incentives where possible for increased participation.*
- *Identify and communicate expectations for enrollment, retention, and completion benchmarks, by program, to create awareness and accountability.*
- *Fully utilize available reports (KMS, NSC, IPEDS, etc.) and standard data definitions to assess student benchmarks and track students' progression after WGTC.*
- *Develop best means and location to share pertinent and relevant data internally.*
- *Align assessment with strategic goals.*

2. Measure and communicate the progress of strategic initiatives to support meeting and/or exceeding standard college scorecard data benchmarks and other goals as established by the senior leadership team.

Credit Benchmarks	
Enrollment	increase + 4% Y2Y
FTE	increase + 4% each term Y2Y
Regular Credit	increase + 4% each term Y2Y
Dual Credit	increase + 2% each term Y2Y
Dual % of Total	remain at or below 25%
Retention	increase +1% each Y2Y
DE Conversion	increase +1% each Y2Y
HSE Conversion	increase +2% each Y2Y
Graduates	increase +4% Y2Y
Awards	increase +5% Y2Y
HOPE Career Grant Grads	increase +2% Y2Y
DE Grads	increase +1% Y2Y
DE Awards	increase +2% Y2Y
Placement Overall	remain at or above 98%
Placement in Field	increase +1% Y2Y

Adult Education Benchmarks	
Enrollment	increase +150 students Y2Y
Enrollment ASE	increase +25 students Y2Y
Enrollment ESL	increase +25 students Y2Y
Skills Gain ABE	increase +100 Y2Y
Skills Gain ASE	increase +25 Y2Y
Skills Gain ESL	increase +25 Y2Y
HSE Graduates	increase +30 graduates Y2Y

Economic Development & CCT	
Companies	increase +25 companies Y2Y
Training Hours	increase +2000 hours Y2Y

Accreditations

West Georgia Technical College is accredited by the Southern Association of Colleges and Schools Commission on Colleges (SACSCOC) to award associate degrees. Questions about the accreditation of West Georgia Technical College may be directed in writing to the Southern Association of Colleges and Schools Commission on Colleges at 1866 Southern Lane, Decatur, Georgia 30033-4097, by calling 404-679-4500, or by using information available on SACSCOC's website (www.sacscoc.org).

Program Accrediting Agencies:

Accreditation Commission for Education in Nursing (ACEN)

Accreditation Council for Business Schools and Programs (ACBSP)

- Accounting Degree
- Business Healthcare Technology Degree
- Business Technology Degree
- Marketing Management Degree
- Business Management Degree

Accreditation Council for Pharmacy Education (ACPE) and American Society of Health-System Pharmacists (ASHP)

- Pharmacy Technology

Automotive Service Excellence (ASE)

Commission on Accreditation of Allied Health Education Programs (CAAHEP)

- Medical Assisting, under recommendation of the Medical Assisting Education Review Board (MAERB)
- Surgical Technology, under Accreditation Review Committee on Education in Surgical Technology (ARC-ST)

Commission on Accreditation for Health Informatics and Information Management Education (CAHIIM)

Commission on Dental Accreditation (CODA)

Georgia Board of Licensed Practical Nurses

Georgia Board of Nursing

Joint Review Committee on Education in Radiologic Technology (JRCERT)

National Accrediting Agency for Clinical Laboratory Sciences (NAACLS)

National Alliance of Concurrent Enrollment Partnerships (NACEP)

Regulating Agencies:

Georgia Board of Cosmetology

Georgia Board of Dentistry

Georgia Board of Licensed Practical Nurses

Georgia Board of Licensed Registered Nursing

Georgia Department of Community Health

Georgia Firefighter Standards and Training Council

Georgia State Board of Barbering

Memberships

West Georgia Technical College is a member of:

- Southern Association of Colleges and Schools (SACS)
- Carroll County Chamber of Commerce
- Coweta County Chamber of Commerce
- Douglas County Chamber of Commerce
- Haralson County Chamber of Commerce
- Heard County Chamber of Commerce
- LaGrange-Troup County Chamber of Commerce
- Meriwether County Chamber of Commerce
- Georgia Chamber of Commerce
- Technical College Directors' Association of Georgia (TCDA)
- National Council for Marketing and Public Relations
- Council for Advancement and Support of Education
- Georgia Manufacturing Alliance

Statement of Equal Opportunity

As set forth in its student catalog, West Georgia Technical College does not discriminate on the basis of race, color, creed, national or ethnic origin, gender, religion, disability, age, political affiliation or belief, genetic information, veteran status, or citizenship status (except in those special circumstances permitted or mandated by law).

The following persons have been designated to handle inquiries regarding the non-discrimination policies: Equity (Title IX) Coordinator is Dean of Students, 176 Murphy Campus Blvd., Waco, Georgia, 30182, 770.537.5722. ADA (Section 504) Coordinator is Executive V.P. of Administrative Services, 401 Adamson Square, Carrollton, Georgia, 30117, 678.664.0533.

AY2022 HIGHLIGHTS

AY2022 College Highlights:

- ◆ Enrollment for AY2022 was 8,862.
- ◆ The unduplicated number of graduates at all levels was 2,028.
- ◆ In AY2022, WGTC awarded 357 associate degrees, 290 diplomas, and 2,378 technical certificates of credit for a total of 3,025 awards conferred.
- ◆ The college's student retention rate was 62.6%.
- ◆ The number of students taking at least one online course at West Georgia Technical College was 6,467. This number reflects 73% of WGTC students.
- ◆ The number of high school students enrolled (dual enrollment and/or joint enrollment) at WGTC was 1,852.
- ◆ Of the 22 TCSG Technical Colleges in AY2022, West Georgia Technical College ranks:
 - #4 in unduplicated credit enrollment
 - #4 in the number of high school students enrolled
 - #3 in the number of HOPE students served
 - #6 in the number of PELL students served
 - #3 in the total number of financial aid recipients
 - #5 in the total number of program graduates
 - #7 in the total number of awards conferred
 - #4 in the total number of special population students served

AY2022 Departmental Highlights:

Academic Affairs

- Demand for online course options remained high; however, as more students returned to a traditional format, online course enrollment declined moderately. Duplicated online enrollment dropped to 19,465 seats, compared to 22,272 seats in AY2021, representing 51% of overall duplicated enrollment.
- To stabilize the overall security and access of the Blackboard online Learning Management System, the college installed the *Software as a Service (SAS)* platform. The system enabled Blackboard access and storage to be cloud-based interaction, enhancing overall efficiency of data retrieval and security of the information.
- WGTC continued to lead all other TCSG colleges in online course accessibility scores, with a running average 97.5% ALLY accessibility compliance rating.
- The WGTC dual enrollment program was accepted for accreditation with the National Alliance of Concurrent Enrollment Partnerships (NACEP).
- Academic Affairs completed and submitted compliance narratives and documentation in preparation for the college-wide Southern Association of Colleges and Schools Commission on Colleges (SACSCOC) 10-year reaffirmation.
- Faculty continued the Open Education Resources (OER) initiative, with 17 new OER general education courses developed in AY2022. The newly developed OER course areas included:
 - Math (4)
 - Chemistry (4)
 - Economics (2)
 - Spanish (2)
 - Psychology (1)
 - Political Science (1)
 - Sociology (1)
 - Music (1)
 - Emergency Medical Technology (1)
- WGTC business students continued their successful streak of national winners as 10 students took home top 10 awards at the Future Business Leaders of America-Phi Beta Lambda (FBLA-PBL) National Leadership Conference held June 24-27, 2022, in Chicago.
- Dr. Phyllis Ingham, Medical Laboratory Technology instructor, was named as the 2022 WGTC Rick Perkins Award winner and represented the college as a top 9 state finalist.
- WGTC programs achieved the following licensure passage rates:

○ Clinical Lab Tech	93%
○ Cosmetology	83%
○ Dental Hyg (written)	75%
○ Dental Hyg (clinical)	92%
○ EMT (written)	50%
○ EMT (practical)	53%

- EMT Adv (written) 30%
- EMT Adv (practical) 35%
- Esthetician 93%
- Health Info Tech 50%
- Medical Assisting 90%
- Nurse Aide 91%
- Paramedicine (written) 88%
- Paramedicine (pract) 83%
- Pharmacy Tech (dipl) 70%
- Pharmacy Tech (degr) 75%
- Phlebotomy 100%
- Practical Nursing 76%
- Radiology – Douglas 100%
- Registered Nursing 84%

- Preliminary planning started for design of new parking lot at Coweta campus
- Bid awarded for gutter repairs for Murphy campus
- Bid awarded for roof replacement at building D Murphy campus
- Architect selected for design of new technical building at Murphy campus
- Bid awarded for sealing, striping, and repairs for asphalt at all main campus locations
- Continued water fountain replacement at all campus locations
- Inspected and repaired sidewalks and curbs to ensure ADA compliance at all locations
- Completed paint and carpet renovations at Adamson Square location

Administrative Services

Bookstore

- Continued to allow faculty and students to contribute to the design of program specific apparel
- Updated the bookstore registers
- Attended new student orientation sessions to assist students and parents with questions
- Participated in graduation activities by bringing flowers and graduation items to students and their families

Facilities

- Repaired chillers at Douglas campus
- Bid awarded for installation of an ADA ramp between buildings B & D at Douglas campus
- Renovated restrooms at the welding shop in LaGrange campus
- Renovation began for installation of two bathrooms for TC3 at LaGrange campus

Financial Aid

- Provided part-time employment across all campuses and service areas to 44 students through the Federal Work Study Program, with wages totaling \$149,571.00
- Provided PELL totaling \$10,809,213 to 3,354 students
- Provided HOPE and other local grants totaling \$5,882,839 to 4,415 students
- Provided \$7,573,568 in CARES/HEERF funds to 4,780 students
- Provided services to 227 students receiving Veteran Education benefits

Financial Services

- Processed 13,909 student refunds through Bank Mobile totaling \$14,314,310.07

- Managed 577 Nelnet agreements totaling \$457,356.05
- Assisted all college divisions with purchases utilizing bond funds for equipment for the new Carroll campus
- All employees completed customer service training through TCSG

Police

- Coordinated installation of a new camera system on all campuses to help improve security
- Coordinated the installation of Centegix panic system, giving faculty and staff the ability to call for assistance when faced with an emergency

Adult Education

- Enrolled 987 students in Adult Basic Education (ABE) and High School Equivalency (HSE) prep. 18.44% of these students were enrolled in English as a Second Language classes.
- Graduated 113 HSE students
- Awarded \$5,440 in WGTC Foundation HSE testing scholarships from Three Rivers WIOA Youth Services Program to 34 individual students.
- Coordinated closely with area Family Connection groups, CLCPs, and social service providers.

Economic Development & Community Relations

Conference Centers

- Callaway Conference Center hosted 39 events.

Continuing Education

- Enrollment was 1,216 for AY2022, with 11,628 training hours
- Successfully trained 91 students in Joshua's Law Driver's Education
- Proctored 245 GACE paraprofessional exams
- Proctored 346 TEAS exams for RN and PN programs
- Proctored 180 Psychological Services Bureau exams for students seeking admittance into health services programs

Corporate Training

- Provided 66,102 training hours to 1,786 trainees at 36 companies
- Awarded welding certificates to 28 inmates from Carroll and Coweta correctional facilities

Institutional Advancement / Foundation

- The Gap Funding program retained 276 students by guaranteeing their tuition and fees balances due before the college's "drop date." The program requires students to repay the amount loaned to them, and 90 percent of all students repay each semester.
- \$109,500 was spent to award scholarships to 170 students.
- Granted over \$17,000 in emergency assistance funds to students and employees with our Project Care program.

Institutional Effectiveness

Effectiveness

- Submitted the Carl D. Perkins grant funding application documents. The college was allocated a total of \$1,370,091 during FY2022 to support career and technical programs of instruction. Monitored, amended, and administered the college's awarded budget through the year
- Along with other college administration, prepared and submitted compliance certification to the SACSCOC Reaffirmation off-site committee
- IE department members attended the National Association for Career & Technical Education Information (NACTEi) annual conference, which provides professional development & training for recipients of Carl D. Perkins funding
- Prepared documentation and hosted a successful virtual Perkins Internal Controls Review

Research and Planning

- Lunched Compliance Assist and provided guides and training as needed
- Fulfilled multiple data requests
- Created and launched multiple surveys
- Provided writing, editing, and data services for accreditations
- Provided data for the college's Quality Enhancement Plan

Student Affairs

Accessibility Services

- Served 225 students who disclosed having a disability
- Purchased equipment for blind and low-vision individuals
- Purchased touchscreen computers and adjustable furniture for student use

Admissions

- Received 5,349 new student applications; admitted 3,270 new students; and 1,123 new students enrolled
- Received 3,102 transfer student applications; admitted 1,633 transfer students; and 971 transfer students enrolled
- Received 2,279 high school dual enrollment applications; admitted 2,030 dual enrollment students; and 1,537 dual enrollment students enrolled
- Received 3,979 returning student applications; admitted 2,728 returning students; and 2,262 returning students enrolled
- Received 103 transient student applications; admitted 60 transient students; and 47 transient students enrolled
- Overall transition rates for all applications were:
 - applicant to accepted student – 66%
 - applicant to registered student – 49%
 - accepted to registered student – 71%
- Implemented Target X – the statewide CRM (Customer Relationship Management) technology
- Sent 133,102 text messages to 19,200 students using the

- Mongoose texting platform, with a 98% delivery rate
- Suspended the testing requirement for traditional students through spring semester 2023 based on guidance from TCSG. Continued using CV 19 test score to document this amendment in Banner.

Career Services

- Completed AY2021 Placement Report
 - 99.95% overall placement rate
 - 81.53% in-field placement rate
- Initiated campus employer mini job fairs in which four employers participated on three campuses

Registrar

- Held three in-person commencement ceremonies during AY2022. A live stream of each ceremony was offered on our website and, later, the recordings were moved to the college's YouTube channel. Viewership for each ceremony was:
 - Fall 2021 – 1,290 (1,131 live and 145 archive)
 - Spring 2022 – 1,230 (1,039 live and 191 archive)
 - Summer 2022 – 918 live
- Awarded 2,015 unduplicated and 3,004 duplicated certificates, diplomas, and degrees
- Uploaded monthly enrollment files to the National Student Clearinghouse as well as six award files reflecting the awards earned

- Processed 5,278 Parchment (formerly Credentials) transcript orders – sent via electronic/PDF version
- Implemented a digital diploma to diploma and degree graduates via Parchment; students have the ability to share the digital download via social media.

Retention

- On-campus tutoring returned to full capacity with writing and math labs on all campuses staffed by part-time and full-time faculty.
 - 444 students attended peer tutoring for one-on-one assistance
 - 1,372 tutoring sessions (1,032 hours) were scheduled by WGTC students using Upswing online tutoring
- WGTC led all other TCSG colleges in online course accessibility scores with a running average of 98% ALLY accessibility compliance rating.
- Advisement total student contacts increased 18% to 27,269 contacts due to proactive initiatives and the increased use of texting technology and web appointments.

Special Populations

- Served 456 unduplicated special populations students:
 - 5 disability
 - 268 economically disadvantaged
 - 20 displaced worker
 - 8 English learner
 - 1 foster care
 - 6 homeless

- 10 non-traditional
- 138 single parent
- Twenty-four special populations students received assistance through the Lending Library

Student Life

- Held in-person, virtual, and online self-paced new student orientations with the following attendance:
 - Fall – 1,582
 - Spring – 1,133
 - Summer – 796
- WGTC’s GOAL representative, Iveta Kral, was one of nine state finalists for the TCSG GOAL competition.
- Nine student members of the WGTC chapter of Phi Beta Lambda attended and competed at the PBL National Leadership Conference in Chicago, Illinois, winning the following awards:
 - First Place
 - David Warren-Smith, Cybersecurity
 - Second Place
 - David Warren-Smith, Networking Concepts
 - Fourth Place
 - Ondreah Fordjour & Morgan Niles, Accounting A & D (team)
 - Fifth Place
 - Kenneth York, Global A & D
 - James Garrett 7 Jessica White, Website Design (team)
 - Eighth Place
 - Ondreah Fordjour,

Accounting for Professionals

- David Warren-Smith, Computer Concepts
- Seth McCracken, Help Desk

- Ninth Place
 - Iveta Kral, Job Interview

- Tenth Place
 - James Garrett, Networking Concepts

- Six student members of the WGTC chapter of SkillsUSA attended the Georgia Postsecondary State conference and competition in Atlanta, Georgia, winning the following awards:

- Third Place
 - Jessica Heard, Prepared Speech

WIOA Programs

- Three Rivers Regional Commission (Troup, Carroll, Coweta, Meriwether, and Heard counties):
 - Served 111 students and prisoners
 - 101 participants exited the program
 - Partnered with the Georgia Department of Corrections Welding Project for Carroll and Coweta County prisons
- Northwest Georgia Regional Commission (Haralson, Pol, and Paulding counties):
 - Served 95 students
 - 650 visits to the Murphy Campus Career Center

CREDIT AND NON-CREDIT STUDENT ENROLLMENT DATA

CREDIT	AY2019 TOTAL	AY2020 TOTAL	AY2021 TOTAL	AY2022 TOTAL	AY2021 – 2022 COMPARED
Enrollment (unduplicated)	10,112	9,949	8,913	8,862	-.57%
Graduates (unduplicated)	2,126	1,889	1,985	2,028	+2.17%
Graduate Placement Rate	99.8%*	99.8%*	99.9%	94.3%	-5.6%
Licensure Exam Passage Rate	86%	88%	88%	76%	-12%

AY2020 FTE = 3,976

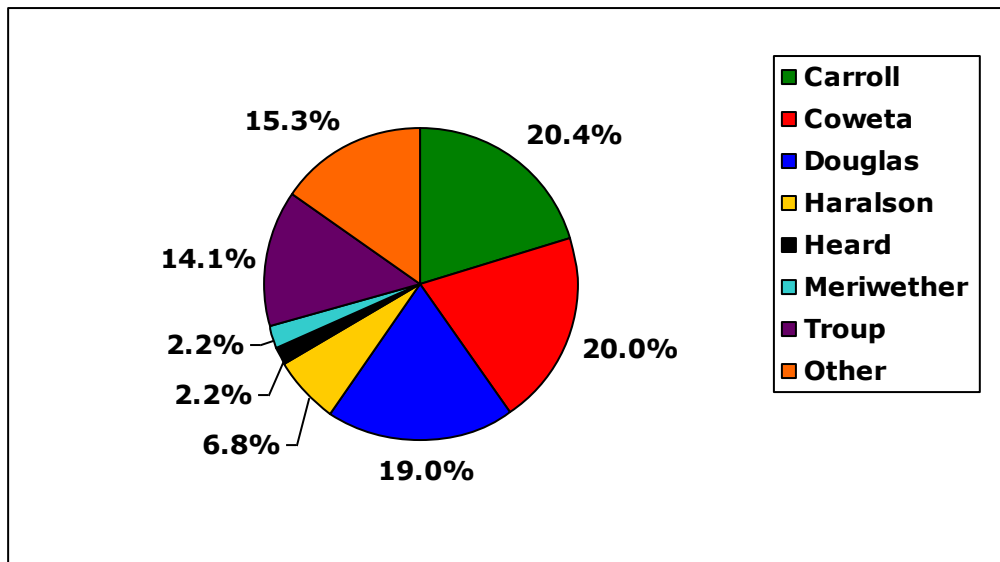
SOURCE: KMS Data Center reports and Local Data - 12/2022

NON-CREDIT	AY2019 TOTAL	AY2020 TOTAL	AY2021 TOTAL	AY2022 TOTAL	AY2021 – 2022 COMPARED
Adult Literacy	2,153	1,818	1,019	987	-3.50%
- HSE graduates	396	128	59	113	+91.53%
Continuing Education	1,534	1,652	1,372	1,216	-11.37%
Corporate Training	3,511	1,602	1,265	1,786	+41.12%

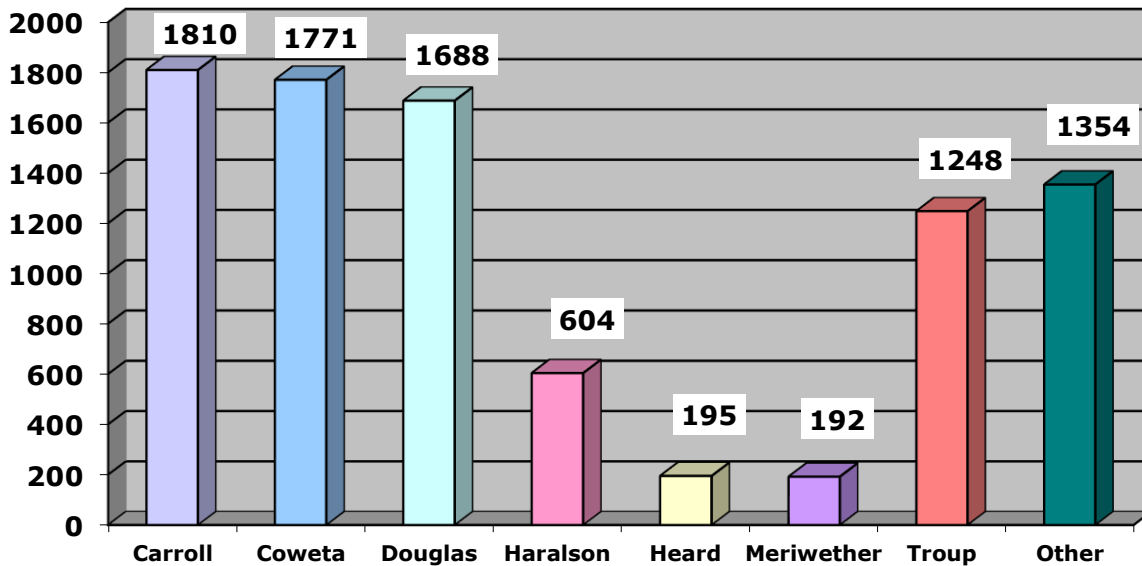
SOURCE: GALIS and Local Data - 12/2022

AY2022 STUDENT PARTICIPATION RATE BY COUNTY OF RESIDENCE

By Percentage

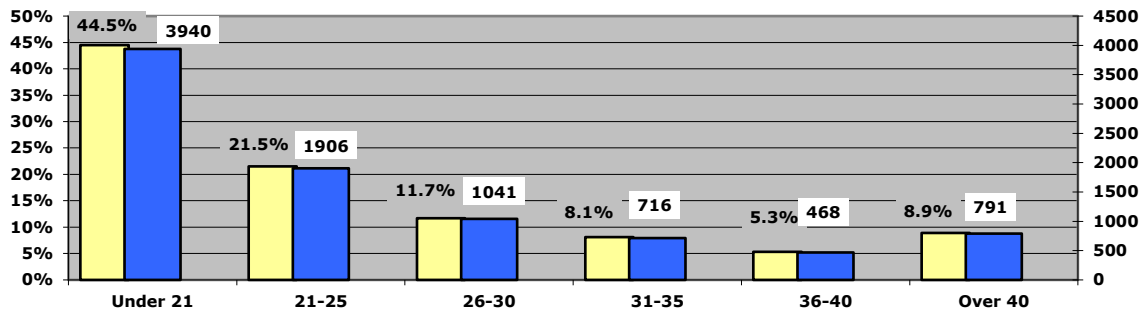


By Student Enrollment Count

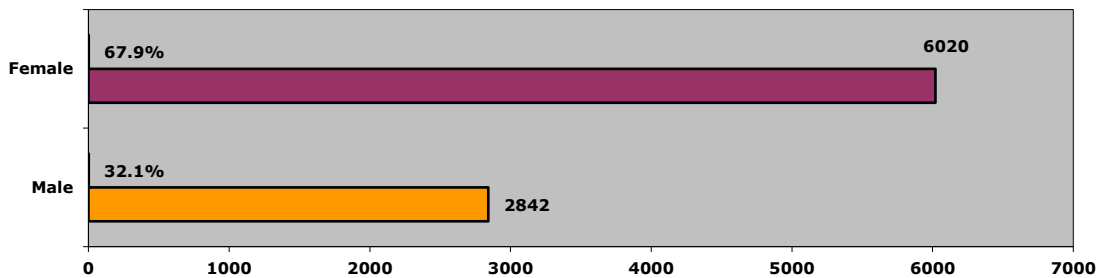


AY2022 CREDIT STUDENT DEMOGRAPHICS

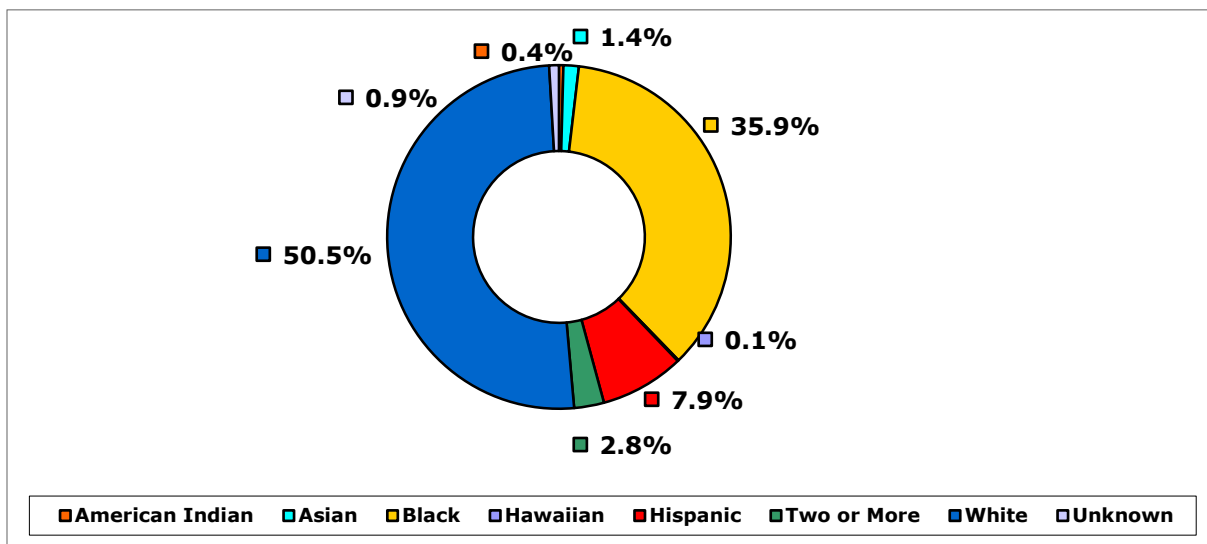
By Age



By Gender



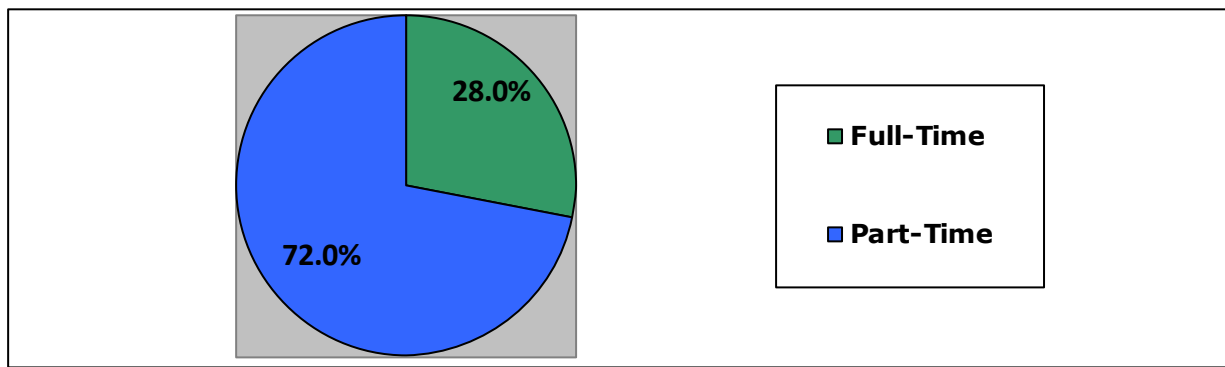
By Ethnicity



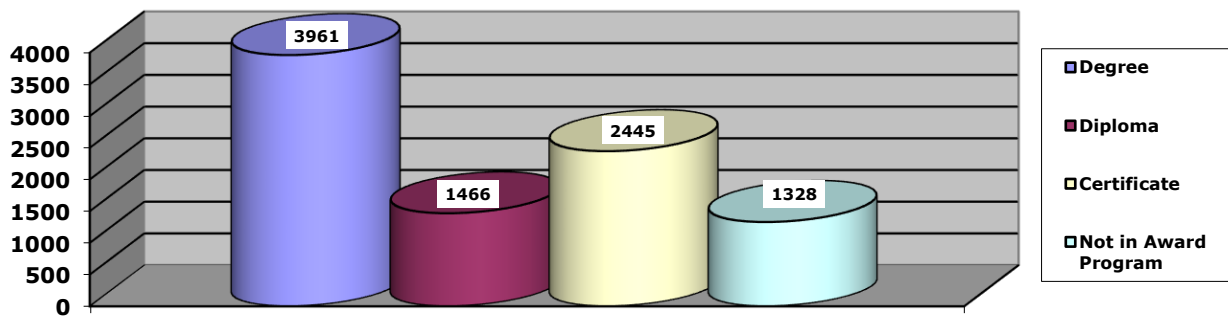
By Educational Preparation

Less than 12	HSE	High School	1 – 3 Years Postsecondary	Bachelor Degree	Greater than Bachelor Degree
22.78%	6.73%	59.29%	8.82%	2.09%	0.28%

By Enrollment Status



By Award Level



ASSOCIATE DEGREE ENROLLMENT

PROGRAM	AY2019	AY2020	AY2021	AY2022
Accounting	182	199	198	186
Business Healthcare Technology	62	81	94	87
Business Management	404	371	378	409
Business Technology	102	87	68	70
Clinical Laboratory Technology	38	42	36	41
Computer Programming	85	91	108	109
Computer Support Specialist	85	79	82	76
Criminal Justice – AS	130	104	13	1
Criminal Justice Technology	60	67	63	62
Culinary Arts	56	51	64	50
Cybersecurity	90	129	152	169
Dental Hygiene	29	27	25	27
Early Childhood Care & Education	201	215	217	219
Electronics Technology	27	27	18	21
Engineering Technology	128	101	84	73
Fire Science Technology	31	36	45	48
General Business – AS	929	796	493	406
General Studies – AS	--	150	446	461
Health Care Management	1445	1481	1239	1168
Health Information Management Technology	177	74	62	60
Interdisciplinary Studies	--	1	1	--
Marketing Management	91	93	96	85
Networking Specialist	110	96	74	57
Nursing	207	151	153	141
Pharmacy Technology	5	25	26	20
Psychology – AS	215	203	13	4
Precision Manufacturing & Maintenance	35	37	55	73
Radiologic Technology	73	67	56	39
Surgical Technology	--	--	5	9
TOTAL*	4997	4881	4364	4171

*Duplicated numbers (institutionally accepted, special admits, and transient students not included)

DIPLOMA PROGRAM ENROLLMENT

PROGRAM	AY2019	AY2020	AY2021	AY2022
Accounting	32	42	42	40
Air Conditioning Technology	80	91	95	89
Automotive Technology	87	100	87	91
Business Healthcare Technology	59	89	72	64
Business Management	85	67	72	71
Business Technology	84	49	38	26
CNC Technology	29	33	32	26
Computer Support Specialist	34	32	24	27
Cosmetology	272	286	338	382
Criminal Justice	32	31	22	16
Culinary Arts	20	18	15	25
Diesel Equipment Technology	50	55	44	37
Drafting Technology	10	--	--	--
Early Childhood Care & Education	81	86	66	53
Electrical Control Systems	7	4	--	--
Electrical Systems Technology	22	36	48	68
Electronics Technology	12	8	5	7
Fire Science Technology	11	9	14	11
Industrial Mechanical Systems	7	1	--	--
Industrial Systems Technology	32	29	29	16
Marketing Management	27	25	22	18
Medical Assisting	21	17	29	18
Networking Specialist	34	25	19	16
Paramedicine	--	1	14	5
Pharmacy Technology	8	15	15	10
Practical Nursing	75	54	47	53
Precision Machining & Manufacturing (formerly Machine Tool Technology)	27	24	17	20
Precision Manufacturing & Maintenance		4	11	12
Precision Mfg & Maint – GACATT	96	123	70	66
Surgical Technology	13	12	7	--
Welding and Joining Technology	283	235	222	226
TOTAL*	1630	1601	1516	1493

*Duplicated numbers (institutionally accepted, special admits, and transient students not included)

CERTIFICATE PROGRAM ENROLLMENT

PROGRAM	AY2019	AY2020	AY2021	AY2022
Administrative Support Assistant	3	2	--	2
Air Conditioning Electrical Technician	5	--	2	3
Air Conditioning Repair Specialist	3	1	1	2
Air Conditioning Technician Assistant	2	7	4	3
Animation & Game Design Specialist	15	29	17	10
Automation & Robotics Technician	--	1	1	--
Automotive Chassis Tech Specialist	21	18	30	30
Automotive Climate Control Technician	10	7	5	3
Auto Electrical/Electronic Systems Tech	23	20	22	41
Automotive Engine Performance Tech	1	6	6	2
Automotive Engine Repair Technician	14	23	13	21
Automotive Transmission/Transaxle Tech Specialist	--	--	1	--
Baking & Pastry Specialist	--	2	6	8
Basic Machining Operator	2	4	2	4
CAD Operator	1	--	--	--
CAD Technician – Advanced	1	--	--	--
Catering Specialist	2	--	1	3
Child Development Specialist	16	23	21	20
CNC Specialist	1	2	2	7
Commercial Truck Driving	217	109	148	175
Commercial Wiring	--	1	2	4
Computed Tomography Specialist	8	4	--	3
Computerized Accounting Specialist	1	1	3	2
Crime Scene Fundamentals	40	25	32	15
Criminal Justice Fundamentals	32	41	23	28
Cyber Crime Specialist	--	24	10	17
Dental Assisting – Advanced	65	71	81	63
Dental Assisting – Basic	65	62	50	43
Diesel Electric./Electron. Systems Tech	--	--	1	1
Diesel Engine Service Technician	3	1	4	4
Dual Enroll Advanced Dental Assisting	--	--	1	--
Dual Enroll Basic Shielded Metal Arc Weld	4	5	5	--

Dual Enrollment Gas Metal Arc Welder	4	1	--	--
Dual Enroll Manufacturing Maint. Tech.	--	1	--	--
Early Childhood Care & Education Basics	36	48	32	26
Early Childhood Program Administration	--	--	--	1
Electrical Maintenance Technician	3	2	5	5
Electronics Technician	1	2	1	1
Emergency Medical Responder	--	--	2	3
Emergency Medical Tech – Advanced	68	70	81	90
Emergency Medical Tech (EMT)	48	49	56	43
Engineering Technician	--	--	--	1
Esthetician	28	49	21	37
Food Production Worker I	28	25	24	16
Forensic Science Fundamentals	--	1	1	1
Game Development Specialist	28	23	15	13
Gas Metal Arc Welder	21	9	25	9
Gas Tungsten Arc Welder	11	7	23	8
Geriatric Care Assistant	1	--	--	--
Health Care Assistant	484	387	378	407
Healthcare Billing & Reimburse. Asst.	3	10	8	9
Healthcare Professional	558	672	790	734
Health Care Science	3	1	--	--
Heating & Air Conditioning Install Tech.	4	3	7	2
Heavy Diesel Service Technician	7	5	2	11
Help Desk Specialist	10	7	15	9
Human Resource Management Specialist	6	8	17	22
Industrial Electrician	1	1	3	2
Industrial Instrumentation Technician	1	--	1	--
Industrial Maintenance Technician	4	14	10	5
Industrial Systems Mechanic	--	--	--	2
Infant/Toddler Care Specialist	2	--	8	--
Lathe Operator	1	1	1	1
Mammography	--	4	--	3
Manufacturing Maintenance Tech.	2	1	1	1
Manufacturing Systems Technician	--	--	--	1
Manufacturing Technician	1	2	2	--

Mechanical Maintenance Specialist	2	1	--	--
Mechatronics Systems Technician	12	2	--	2
Medical Billing Clerk	25	45	48	63
Medical Coding	41	49	81	104
Medical Front Office Assistant	--	--	1	--
Microsoft Excel Application Professional	3	1	--	1
Microsoft Office Applications Profess.	--	1	2	--
Mill Operator	3	2	--	1
Nurse Aide	234	184	140	164
Office Accounting Specialist	2	5	3	3
Payroll Accounting Specialist	2	3	7	5
PC Repair & Network Technician	20	12	11	10
Pharmacy Technology	64	20	18	14
Phlebotomy Technician	75	70	63	59
Photovoltaic Sys Install & Repair Tech	--	--	1	--
Pipe Welder	3	3	2	2
Prep Cook	21	21	33	17
Programmable Control Technician I	1	--	--	--
Residential Wiring Technician	2	2	4	6
Restaurant Operations Specialist	1	--	--	--
Service Sector Management Specialist	1	--	2	2
Shampoo Technician	64	74	63	62
Shielded Metal Arc Welder – Advanced	76	47	63	43
Shielded Metal Arc Welder – Basic	100	88	95	113
Small Business Marketing Manager	1	5	4	8
Tax Preparation Specialist	2	2	2	5
Technical Specialist	24	6	20	6
TOTAL*	2698	2535	2676	2667

*Duplicated numbers (institutionally accepted, special admits, and transient students not included)

SOURCE: KMS Data Center report #TEC0180 - 12/2022

GRADUATE/PLACEMENT REPORT

ASSOCIATE DEGREE								
PROGRAM	GRADUATES (DUPLICATED)				PLACEMENT RATE (Benchmark 90%)			
	AY2019	AY2020	AY2021	AY2022	AY2019	AY2020	AY2021	AY2022*
Accounting	19	20	24	28	100%	100%	100%	100%
Bus. Healthcare Tech.	4	9	10	12	100%	100%	100%	100%
Business Management	33	37	38	27	100%	100%	100%	100%
Business Technology	21	11	7	8	100%	100%	100%	100%
Computer Program.	1	8	6	8	100%	100%	100%	85.7%
Computer Support Specialist	17	13	16	14	100%	100%	100%	92.3%
Criminal Justice – AS	5	6	11	1	100%	100%	100%	100%
Criminal Justice – AAS	7	9	3	4	100%	100%	100%	100%
Culinary Arts	10	--	7	4	100%	--	100%	100%
Cybersecurity	5	4	14	12	100%	100%	100%	100%
Dental Hygiene	12	14	10	13	100%	100%	100%	100%
Early Childhood	26	27	23	27	100%	100%	100%	96.3%
Electronics Tech.	5	2	4	4	100%	100%	100%	100%
Engineering Tech.	8	3	8	8	100%	100%	100%	100%
Fire Science	7	11	5	9	100%	100%	100%	100%
General Business – AS	16	16	25	15	100%	100%	100%	84.6%

General Studies - AS	--	--	11	15	--	--	100%	80%
Health Care Mgmt	1	6	10	8	100%	100%	100%	87.5%
Health Info Mgt. Tech.	14	10	11	13	100%	100%	100%	84.6%
Interdiscipl. Studies	--	--	1	--	--	--	100%	--
Logistics/Supply Chain Management	--	--	--	--	--	--	--	--
Marketing Mgmt.	12	6	8	6	100%	100%	100%	100%
Medical Lab Tech (formerly Clinical Lab)	11	17	9	14	100%	100%	100%	71.4%
Networking Specialist	24	13	18	11	100%	100%	100%	100%
Nursing - ADN	66	57	53	43	100%	100%	100%	100%
Pharmacy Technology	--	2	9	5	--	100%	100%	100%
Precision Mfg/Maint	8	9	13	23	100%	100%	100%	100%
Psychology - AS	7	13	6	2	100%	100%	100%	100%
Radiologic Tech.	35	27	32	17	100%	100%	100%	100%
Surgical Technology	--	--	4	6	--	--	100%	83.3%
TOTAL	374	350	396	357				

* Final placement rate data for AY2022 is incomplete at this time.

DIPLOMA

PROGRAM	GRADUATES (DUPLICATED)				PLACEMENT RATE (Benchmark 90%)			
	AY2019	AY2020	AY2021	AY2022	AY2019	AY2020	AY2021	AY2022*
Accounting	2	4	1	3	100%	100%	100%	100%
Air Conditioning Tech.	8	15	12	13	100%	100%	100%	100%
Automotive Technology	12	10	19	13	100%	100%	100%	100%
Barbering	1	--	--	--	100%	--	--	--
Bus Healthcare Tech	5	7	13	10	100%	100%	100%	100%
Business Management	4	4	15	18	100%	100%	100%	100%
Business Technology	5	8	2	1	100%	100%	100%	100%
CNC Technology	5	6	9	4	100%	100%	100%	100%
Computer Support Specialist	1	4	--	4	100%	100%	--	100%
Cosmetology	60	53	76	87	100%	100%	100%	94%
Criminal Justice	4	5	1	3	100%	100%	100%	100%
Culinary Arts	2	--	1	1	100%	--	100%	100%
Diesel Equip. Tech.	19	9	16	10	100%	100%	100%	100%
Drafting Technology	8	--	--	--	100%	--	--	--
Early Child Care/Ed.	12	8	5	2	100%	100%	100%	100%
Elect. Control Systems	1	1	--	--	100%	100%	--	--
Electrical Systems Tech.	1	1	10	10	100%	100%	100%	100%
Electronics Tech.	--	--	2	1	--	--	100%	100%

Fire Science Technology	1	1	2	--	100%	100%	100%	--
Industrial Mechanical Systems	1	--	--	--	--	--	--	--
Industrial Systems Tech.	5	4	6	4	100%	100%	100%	100%
Marketing Management	1	1	7	2	100%	100%	100%	100%
Medical Assisting	18	--	28	13	100%	--	100%	75%
Networking Specialist	2	1	2	2	100%	100%	100%	100%
Paramedicine	--	--	6	--	--	--	100%	--
Pharmacy Technology	--	4	7	5	--	100%	100%	100%
Practical Nursing	33	29	34	43	100%	100%	100%	93%
Precision Machin. & Mfg (formerly Machine Tool)	3	5	2	1	100%	100%	100%	100%
Precision Manufacturing & Maintenance	1	--	2	3	100%	--	100%	100%
Precision Manufacturing & Maintenance for GACATT	1	7	3	3	100%	100%	100%	100%
Surgical Technology	12	--	11	--	100%	--	100%	--
Welding/Joining Tech.	43	9	26	34	100%	100%	100%	93.8%
TOTAL	271	196	318	290				

* Final placement rate data for AY2022 is incomplete at this time.

TECHNICAL CERTIFICATES OF CREDIT

PROGRAM	GRADUATES (DUPLICATED)				PLACEMENT RATE (Benchmark 90%)			
	AY2019	AY2020	AY2021	AY2022	AY2019	AY2020	AY2021	AY2022*
Admin. Support Asst.	27	9	11	14	100%	100%	100%	100%
Air Cond. Elect. Tech.	31	26	22	37	100%	100%	100%	100%
Air Cond. Repair Spec.	13	24	21	21	100%	100%	100%	100%
Air Cond. Tech. Asst.	31	39	28	41	100%	100%	100%	100%
Animation/Game Design	16	32	11	10	100%	100%	100%	88.9%
Automation & Robotics	--	1	--	--	--	100%	--	--
Auto Chassis Tech.	20	42	55	22	100%	100%	100%	95.5%
Auto Climate Ctrl Tech.	23	26	37	28	100%	100%	100%	89.3%
Auto Electrical/ Electronic Systems	63	67	41	59	100%	100%	100%	89.7%
Auto Engine Perf. Tech.	23	44	25	18	100%	100%	100%	100%
Auto Engine Repair Tech	19	27	40	23	100%	100%	100%	91.3%
Auto Transmission/ Transaxle Technician	25	1	45	11	100%	100%	100%	100%
Baking & Pastry Spec	--	--	--	3	--	--	--	100%
Basic Electronic Assembler	7	5	4	7	100%	100%	100%	85.7%
Basic Machining Operator	15	12	10	5	100%	100%	100%	100%
Basic Machinist	19	6	10	--	100%	100%	100%	--
Basic Materials Process.	--	--	9	11	--	--	100%	100%
CAD Operator	7	--	--	--	100%	--	--	--

CAD Technician – Adv.	5	--	--	--	100%	--	--	--
Catering Specialist	13	--	11	9	100%	--	100%	100%
Child Develop. Specialist	47	65	32	65	97.9%	100%	100%	92.2%
CNC Specialist	1	7	5	1	100%	100%	100%	100%
Comm. Truck Driving	172	96	134	162	100%	100%	100%	92.6%
Commercial Wiring	2	2	11	15	100%	100%	100%	100%
Computed Tomography Specialist	--	3	--	1	--	100%	--	100%
Computerized Acct Spec	20	22	30	34	100%	100%	100%	100%
Crime Scene Fund.	21	11	2	9	100%	100%	100%	88.9%
Criminal Justice Fund.	21	30	10	13	100%	100%	100%	92.3%
Cyber Crime Specialist	--	20	4	13	--	100%	100%	69.2%
Dental Assisting – Adv.	37	25	36	29	100%	100%	100%	75.9%
Dental Assisting – Basic	49	49	35	39	100%	100%	100%	84.2%
Diesel Electrical/ Electronic Systems Tech	23	23	15	29	100%	100%	100%	100%
Diesel Engine Srvc Tech	25	19	21	10	100%	100%	100%	100%
Drafter’s Assistant	3	--	--	--	100%	--	--	--
Dual Enroll. Basic Shielded Arc Welder	3	3	2	--	100%	100%	100%	--
Dual Enroll. Gas Metal Arc Welder	1	1	--	--	100%	100%	--	--
Early Childhood Care/ Education Basics	88	109	83	84	100%	100%	100%	93.8%
Early Child Prog. Admin	--	--	--	34	--	--	--	100%
Electrical Maint. Tech	20	19	36	7	100%	100%	100%	100%
Electronics Technician	5	2	4	1	100%	100%	100%	100%
Emerg Med Responder	--	--	3	--	--	--	100%	--

Emergency Med Tech - Advanced	18	8	7	20	100%	100%	100%	100%
Emergency Med. Tech.	20	19	29	17	100%	100%	100%	100%
Engineering Technician	--	--	1	--	--	--	100%	--
Esthetician	10	10	16	34	100%	100%	100%	100%
Food Production Worker	23	25	24	31	100%	100%	100%	90.3%
Game Develop Specialist	19	23	11	10	100%	100%	100%	88.9%
Gas Metal Arc Welder	102	66	85	86	100%	100%	100%	95.3%
Gas Tungsten Arc Welder	77	54	49	69	100%	100%	100%	94.2%
Health Care Assistant	8	3	14	13	100%	100%	100%	100%
Healthcare Billing/ Reimbursement Asst.	4	21	20	19	100%	100%	100%	100%
Healthcare Professional	--	1	1	--	--	100%	100%	--
HVAC Install. Tech.	19	23	29	35	100%	100%	100%	100%
Heavy Diesel Svc. Tech.	24	15	16	10	100%	100%	100%	100%
Help Desk Specialist	11	10	8	8	100%	100%	100%	100%
Human Resource Mgt.	41	44	37	41	100%	100%	100%	100%
Industrial Electrician	28	24	34	20	100%	100%	100%	100%
Indust. Instrumentation Tech	--	--	1	--	--	--	100%	--
Indust. Machining Tech	3	5	4	12	100%	100%	100%	100%
Industrial Maint Tech	9	27	27	14	100%	100%	100%	100%
Industrial Systems Fund	51	3	69	18	100%	100%	100%	100%
Industrial Systems Mechanic	27	10	38	15	100%	100%	100%	100%
Infant/Toddler Care Specialist	7	14	39	28	100%	100%	100%	100%
Lathe Operator	2	14	4	4	100%	100%	100%	100%

Mammography	--	4	--	1	--	100%	--	100%
Manufacturing Maintenance Tech	3	--	2	15	100%	--	100%	100%
Manufacturing Production Assistant	7	1	1	16	100%	100%	100%	100%
Mfg Systems Technician	--	12	16	2	--	100%	100%	100%
Manufacturing Tech.	8	3	2	10	100%	100%	100%	90%
Mechanical Maint Spec	4	18	19	9	100%	100%	100%	100%
Mechatronics Sys Tech	--	--	1	13	--	--	100%	100%
Medical Billing Clerk	5	8	18	26	100%	100%	100%	100%
Medical Coding	14	20	31	42	100%	100%	100%	100%
Medical Front Office Assistant	--	--	1	--	--	--	100%	--
Mill Operator	4	13	3	5	100%	100%	100%	100%
MS Excel App. Prof.	37	40	54	50	100%	100%	100%	100%
MS Office App. Prof.	21	7	8	12	100%	100%	100%	100%
MS Word App. Prof.	14	9	14	21	100%	100%	100%	100%
Nurse Aide	268	160	137	142	100%	100%	100%	90.7%
Office Accounting Spec.	22	22	31	33	100%	100%	100%	100%
Patient Care Assistant	2	1	--	--	100%	100%	--	--
Payroll Accounting Spec.	18	23	26	34	100%	100%	100%	100%
PC Repair/Network Tech	48	40	55	16	100%	100%	100%	100%
Pharmacy Assistant	18	8	--	--	100%	100%	--	--
Pharmacy Tech Cert	--	--	23	10	--	--	95.7%	90%
Phlebotomy Technician	29	27	22	17	100%	100%	100%	100%
Photovoltaic Systems Install/Repair Tech	--	2	11	16	--	100%	100%	100%
Pipe Welder	3	--	5	3	100%	--	100%	100%

Prep Cook	31	33	41	36	100%	100%	100%	88.9%
Programmable Control Technician	8	36	33	14	100%	100%	100%	100%
Residential Wiring Tech.	--	1	13	17	--	100%	100%	100%
Restaurant Operations Specialist	6	--	--	--	100%	--	--	--
Service Sector Management Specialist	20	21	22	18	100%	100%	100%	100%
Shampoo Technician	92	105	114	138	97.7%	100%	100%	92.1%
Shielded Metal Arc Welder - Advanced	111	72	112	103	9%	100%	100%	96.1%
Shielded Metal Arc Welder - Basic	141	142	128	158	99.2%	100%	100%	93%
Small Business Marketing Manager	13	8	10	8	100%	100%	100%	100%
Tax Preparation Specialist	7	20	18	24	100%	100%	100%	100%
Technical Specialist	1	--	--	--	100%	--	--	--
TOTAL	2359	2131	2368	2368				

*** Final placement rate data for AY2022 is incomplete at this time**

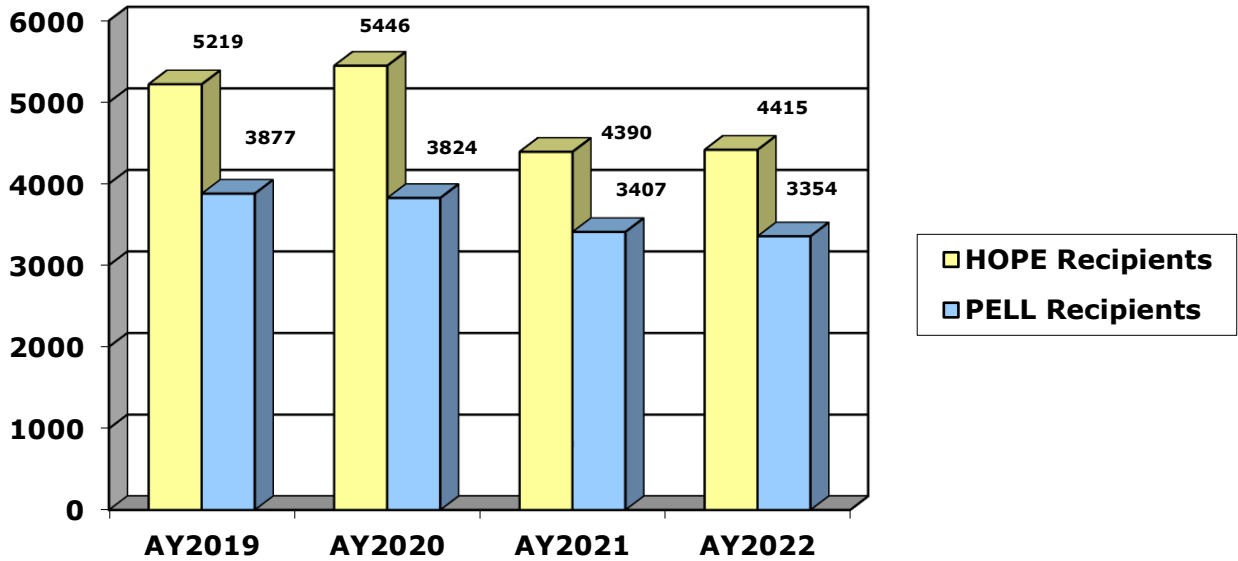
Placement rates are based on unduplicated graduates and unduplicated employment status, using the latest employment status entry for each student. Total placement rate formula:

$$\frac{\text{In Field} + \text{Military} + \text{Rel Field} + \text{Unrel Field} + \text{In Field \& Cont Ed} + \text{Rel Field \& Cont Ed} + \text{Unrel Field \& Cont Ed} + \text{Cont Ed}}{\text{Numerator} + \text{Not Employed}}$$

SOURCE: KMS Data Center report #TEC0109 (awards conferred – duplicated count of graduates) – 12/2022
KMS Data Center report #TEC0112 (placement by program) – 12/2022

FINANCIAL AID

Student Recipients



Amount Disbursed

	AY2019	AY2020	AY2021	AY2022
TOTAL PELL	\$11,981,027	\$11,712,694	\$10,444,795	\$10,809,213
HOPE, other Local Grants & Scholarships	\$7,077,660	\$5,914,994	\$5,693,656	\$5,882,839

SOURCE: Local Data – 12/2022

FULL-TIME FACULTY DEMOGRAPHICS AY2022

By Gender

FEMALE	MALE
62% (78)	38% (48)

By Race

ASIAN	BLACK	HISPANIC	WHITE
1% (1)	24% (30)	4% (5)	71% (90)

By Age

UNDER 35	35 – 49	50 – 59	60+
9% (11)	38% (48)	33% (41)	20% (26)

By Tenure

Less Than 1 Year	1 – 5 Years	6 – 9 Years	10 – 14 Years	15 – 19 Years	20 – 25 Years	Over 25 Years
14% (18)	36% (45)	21% (26)	15% (20)	7% (9)	6% (7)	1% (1)

n = 126

Snapshot of full-time faculty members employed on October 20, 2021

SOURCE: Human Resources Office Data – 10/2021

FULL-TIME STAFF DEMOGRAPHICS AY2022

By Gender

FEMALE	MALE
72% (149)	28% (59)

By Race

AM. INDIAN	ASIAN	BLACK	HAWAIIAN	HISPANIC	MULTIRACE	WHITE
.33% (1)	1% (3)	23% (47)	.33% (1)	1% (2)	.33% (1)	74% (153)

By Age

UNDER 35	35 – 49	50 – 59	60+
11% (24)	34% (71)	34% (70)	21% (43)

By Tenure

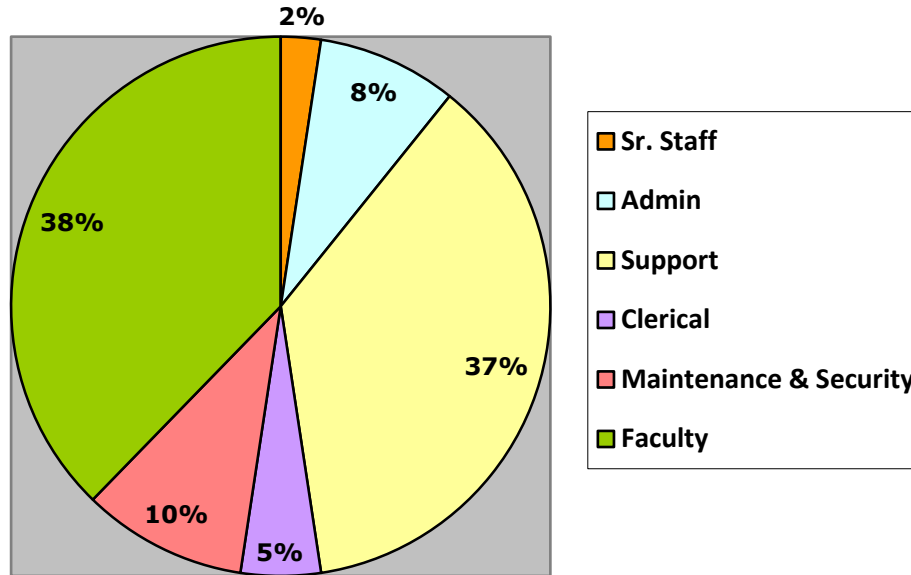
Less Than 1 Year	1 – 5 Years	6 – 9 Years	10 – 14 Years	15 – 19 Years	20 – 25 Years	Over 25 Years
12% (25)	26% (54)	22% (45)	19% (39)	8% (17)	10% (22)	3% (6)

n = 208

Snapshot of full-time staff members employed on October 20, 2021

SOURCE: Human Resources Office Data – 10/2021

COLLEGE STRUCTURE AY2022



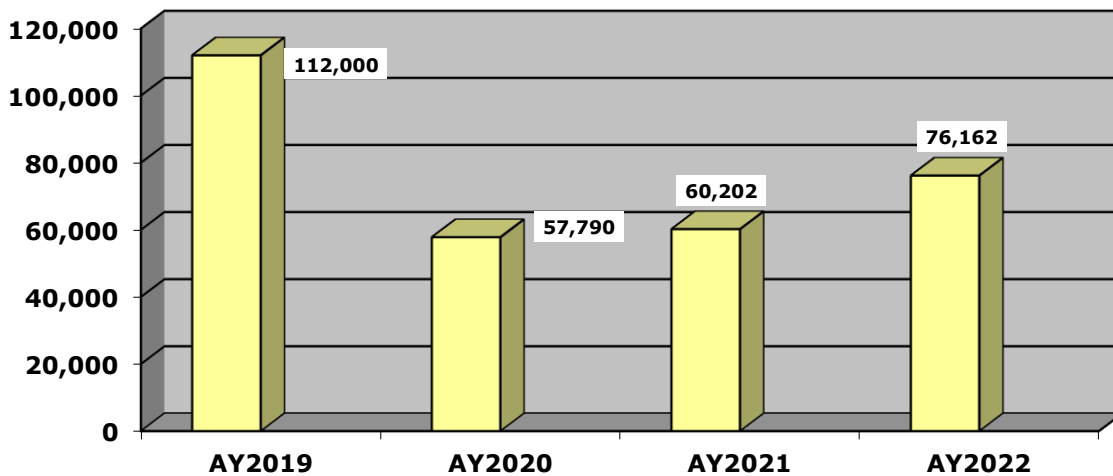
- Sr. Staff: President, Vice Presidents, Executive Assistant
- Admin: Assistant VPs, Deans, Associate Deans, Directors
- Support Staff: Specialists, Assistants, Technicians, Managers, Coordinators, Counselors, Advisors, IT, Librarians
- Clerical: Administrative Assistants, Program Specialists, Receptionists, Program Assistants, Cashiers
- Maintenance & Security: Maintenance Supervisors, Technicians, Custodial Staff, Courier, Grounds Staff, Police
- Faculty: Full-Time Teaching Faculty

*SOURCE: Human Resources Office Data – 10/2021
Based on full-time faculty/staff members employed on October 20, 2021*

LIBRARY COLLECTIONS

Category	AY2019	AY2020	AY2021	AY2022
Books, Bound Serials & Government Documents				
Number of Volumes	47,932	47,300	42,991	32,546
Number of Titles	38,896	38,744	35,143	28,689
Electronic Titles	292,441	335,044	321,314	523,907
Current Serial Subscriptions				
Number of Titles	166	165	131	133
Electronic Titles	--	89,808	84,362	27,398
Audio Visual Materials (audio books, videos, etc.)				
Number of Titles	4,192	7,356	4,932	1,395

LIBRARY EXPENDITURES



LIBRARY SERVICE

SERVICE CATEGORY	AY2019 Student #s	AY2020 Student #s	AY2021 Student #s	AY2022 Student #s
Circulation	Not available	1,544	487	678
Gate Count	133,229	99,921	75,523	65,882
Reference	8,386	6,123	2,855	2,066
Computer Usage	48,290	35,245	31,018	28,011
Proctoring	18,620	12,097	1,793	1,329

SOURCE: Library Services Data – 12/2022