



A unit of the Technical College System of Georgia

Fact Book

**Prepared by the
Office of Institutional Effectiveness**

October 2016

About the Fact Book...

Welcome to the 2016 edition of the West Georgia Technical College Fact Book. This report contains selected data and accomplishments that document the efforts to meet both student and community needs. Developed by the Office of Institutional Effectiveness, the West Georgia Technical College Fact Book is intended to be a valuable tool that may be useful to those engaged in planning, assessment, preparing reports, writing grant proposals, or other endeavors.

West Georgia Technical College offers many outstanding life-long learning opportunities to individuals within our service area. Whether students are looking for career technical training, academic college transfer courses, job skills upgrades, or continuing education options, West Georgia Technical College has a curriculum that meets their needs.

Serving Carroll, Coweta, Douglas, Haralson, Heard, Meriwether, and Troup counties, the college endeavors to educate students and provide them with the skills necessary in today's workforce. Our dedicated faculty and staff are committed to this long-standing tradition of excellence.

West Georgia Technical College is part of the Technical College System of Georgia, which is comprised of 22 colleges located throughout the state, and is accredited by the Commission on Colleges of the Southern Association of Colleges and Schools to award Associate in Applied Science degrees.

We hope that you will find the information contained in this Fact Book helpful. Please take time to review the data and if you have any questions, contact Mr. John Parton, Vice President for Institutional Effectiveness, at 678-664-0527 or at john.parton@westgatech.edu.



Mr. Steve Daniel, President
West Georgia Technical College

WEST GEORGIA TECHNICAL COLLEGE 2016 FACT BOOK

TABLE OF CONTENTS

INTRODUCTION

Mission Statement.....	1
Core Values.....	1
Strategic Goals.....	2
Accreditations.....	4
Memberships.....	5
Equal Opportunity Statement.....	5
Highlights.....	6

STUDENT

Credit and Non-Credit Student Enrollment Data.....	12
Participation Rate by Service Area.....	13
Credit Student Demographics.....	14
Associate Degree Enrollment.....	16
Diploma Program Enrollment.....	17
Certificate Program Enrollment.....	18
Graduate/Placement Report.....	21
Financial Aid.....	29

FACULTY/STAFF

Full-Time Teaching Faculty Demographics.....	30
Full-Time Staff Demographics.....	31
College Structure.....	32

LIBRARY/MEDIA

Library Collections.....	33
Library Expenditures.....	33
Library Service.....	33

Mission Statement

Our Mission (Who We Are)

West Georgia Technical College, a unit of the Technical College System of Georgia, supports student success, economic development, and the community by providing a skilled workforce through the delivery of relevant education and training opportunities.

Our Vision (Who We Want to Be)

We envision West Georgia Technical College as a model of innovation and excellence in technical education, recognized as an outstanding pathway to rewarding careers.

Role and Scope (Our Commitment)

West Georgia Technical College (WGTC) is a public, two-year, multi-campus technical college that provides quality education and promotes workforce development in the West Georgia region.

An open-access institution of higher education, the college serves traditional and nontraditional curriculum students who have a wide variety of educational goals, from personal enrichment to career development to university transfer. To help students meet their goals, WGTC offers associate degrees, diplomas and technical certificates.

The curriculum includes programs in health sciences, trade and technology, business, and public service. WGTC students draw on knowledge from a broad range of disciplines to develop the communication and critical thinking skills that are fundamental to lifelong learning.

WGTC further promotes adult education and economic development through GED classes, ESL classes, continuing education courses, and corporate training for business and industry.

WGTC is committed to being accessible and responsive to community needs. To foster student success, WGTC provides quality education on many levels and comprehensive student support services. In addition to traditional instruction, WGTC's flexible course offerings and alternative delivery methods, including online instruction, enable more members of the community to pursue higher education.

Core Values (What Guides and Inspires Us)

- Integrity
- Professionalism
- Student Success
- Academic Excellence

At West Georgia Technical College, we value professionalism, integrity, student success, and academic excellence. We are dedicated to the success of our students through continual improvement. We hold ourselves accountable to our students, employees, and community by honoring our commitments and striving to provide the highest quality education.

Institutional Strategic Goals

Student Success

Goal 1. Access – Increasing access to students

Goal 2. Affordability – Ensuring affordability of tuition/fees for our students

Goal 3. Articulation – Pursing articulation agreements to give students opportunities to continue their education

Goal 4. Performance – Meeting all performance goals and benchmarks toward student success

Goal 5. Learning – Providing a quality learning environment for students

Resource Management

Goal 6. Funding Sources – Securing public and private resources to support students and advance the college

Goal 7. Human Resources – Maintaining a competitive edge to hire qualified and talented employees

Goal 8. Facilities – Provide and maintain facilities, classrooms, and state-of- the-art labs that are optimal to the learning environment

Goal 9. Technology – Acquire technological innovations in programs and administrative functions

Community Partnerships

Goal 10. Business and Industry – Collaborate with business and industry to produce employable graduates

Goal 11. Political Environment – Enhance political relationships to support the college

Goal 12. K-12 Systems – Collaborate with K-12 systems to increase dual enrollment opportunities and prepare students for college

Goal 13. University System – Work in partnership with university and private institutions to create lifelong opportunities for students

Communication

Goal 14. Branding – Establish a new positive, unique identity for the college

Goal 15. Marketing – Launch a new message/campaign to elicit a response from potential students

Goal 16. Website – Create a new epicenter of communication for current students and the public

Goal 17. Social Media – Secure up-to-date digital communications for prospective and current students

Goal 18. Internal Communications – Improve internal communications for the College

Accreditations

West Georgia Technical College is accredited by the Southern Association of Colleges and Schools' Commission on Colleges to award associate degrees. Contact the Commission on Colleges at 1866 Southern Lane, Decatur, Georgia 30033-4097 or call 404-679-4500 for questions about the accreditation of West Georgia Technical College. The Commission should be contacted only if there is evidence that appears to support the College's significant non-compliance with a requirement or standard. Inquiries such as admission requirements, financial aid, educational programs, etc. should be addressed directly to West Georgia Technical College and not to the Commission's office. Please direct all questions to: West Georgia Technical College, 176 Murphy Campus Boulevard, Waco, Georgia, 30182; Phone 770.537.6000 and Fax 770.537.7995.

Program Accrediting Agencies:

Accreditation Commission for Education in Nursing (ACEN)

Accreditation Council for Business Schools and Programs (ACBSP)

- Accounting
- Business Administrative Technology
- Marketing Management
- Business Management

American Dental Association

Automotive Service Excellence (ASE)

Commission on Accreditation for Health Informatics and Information Management Education (CAHIIM)

Commission on Accreditation of Allied Health Education Programs (CAAHEP)

- Medical Assisting, under recommendation of the Medical Assisting Education Review Board (MAERB)
- Surgical Technology, under Accreditation Review Committee on Education in Surgical Technology (ARC-ST)

Georgia Board of Licensed Practical Nurses

Georgia Board of Nursing

Joint Review Committee on Education in Radiologic Technology (JRCERT)

National Accrediting Agency for Clinical Laboratory Sciences (NAACLS)

Regulating Agencies:

Georgia Board of Cosmetology

Georgia Board of Licensed Practical Nurses

Georgia Board of Licensed Registered Nursing

Georgia Department of Community Health

Georgia Firefighter Standards and Training Council

Georgia State Board of Barbering

Memberships

West Georgia Technical College is a member of:

- Southern Association of Colleges and Schools (SACS)
- Carroll County Chamber of Commerce
- Coweta County Chamber of Commerce
- Douglas County Chamber of Commerce
- Haralson County Chamber of Commerce
- Heard County Chamber of Commerce
- LaGrange-Troup County Chamber of Commerce
- Meriwether County Chamber of Commerce
- Georgia Chamber of Commerce
- Technical College Directors' Association of Georgia (TCDA)
- American Association of Community Colleges (AACC)
- National Junior College Athletic Association (NJCAA)
- National Council for Marketing and Public Relations
- Council for Advancement and Support of Education

Equal Opportunity Statement

As set forth in its student catalog, West Georgia Technical College does not discriminate on the basis of race, color, creed, national or ethnic origin, gender, religion, disability, age, political affiliation or belief, genetic information, veteran status, or citizenship status (except in those special circumstances permitted or mandated by law). The following persons have been designated to handle inquiries regarding the non-discrimination policies: Equity (Title IX) coordinator is V.P. of Student Affairs. ADA (Section 504) coordinator is V.P. of Administrative Services. Both are located at 401 Adamson Square, Carrollton, Georgia, 30117. (678) 664-0400.

AY2016 HIGHLIGHTS

AY2016 College Highlights:

- ◆ Enrollment for AY2016 was 9,155.
- ◆ The unduplicated number of graduates at all levels was 2,322.
- ◆ In AY2016, WGTC awarded 376 associate degrees, 363 diplomas, and 2,659 technical certificates of credit for a total of 3,398 awards conferred.
- ◆ The college's student retention rate was 63%.
- ◆ The number of students taking at least one online course at West Georgia Technical College was 4,003. This number reflects 43.7% of WGTC students.
- ◆ The number of high school students enrolled (includes dual enrollment and joint enrollment students) at WGTC was 1,110.
- ◆ Of the 22 TCSG Technical Colleges in AY2016, West Georgia Technical College ranks:
 - #4 in unduplicated credit enrollment
 - #6 in the number of high school students enrolled
 - #3 in the number of HOPE students served
 - #4 in the number of PELL students served
 - #4 in the total number of program graduates
 - #5 in the total number of awards conferred
 - #4 in the total number of special population students served
 - #3 in the total number of financial aid recipients

AY2016 Departmental Highlights:

Academic Affairs

- Began preliminary development of new MOWR off-site General Education courses in local high schools (Carroll, Haralson, and Troup)
- Dr. Angela Brown named the TCSG's Rick Perkins (Instructor of the Year) award winner
- Adopted Upswing online tutoring platform providing two-way audio/video tutoring for all students and programs
- Accreditation:
 - Welding program received NCCER accreditation
 - ACEN accreditation renewal was confirmed for the Nursing program
 - Radiologic Technology program in LaGrange hosted its JRCERT accreditation site visit
 - Submitted Quality Assurance Report to ACBSP for continued accreditation of Business and Public Service programs
 - The Fire Science program applied for reaccreditation with NPQS; the program was also granted “delegated authority” status through the GFSTSC
- Successful second part-of-term initiative for spring semester resulted in a 19.2% increase in enrollment over fall semester second part-of-term participation
- Offered “Catch the Wave” summer course initiative designed to offer short part-of-term courses to high school students during the summer
- Completed second year of GPS (Guided Pathways to Success) initiative – Computer Programming, Medical Coding, and Diesel Technology
- Signed articulation agreement with UWG for transfer of ADN to Bachelors of Nursing degree
- Continued progress on First Semester Experience course with plans to implement in AY2017
- Documented initiative progress toward the state’s successful completion agenda, Complete College Georgia
- Converted from ANGEL to Blackboard Learn for usage in all courses
- Began partnership with KIA teaching MATH 1013
- Learning Support Redesign:
 - Offered consolidation course of ENGL 0090 and READ 0090 through new ENGL 0098 course
 - Offered combined LS and gateway course pilots for degree level math and English
- Completed Academic Affairs reorganization, replacing Director of Instruction positions and moving oversight of faculty and course offerings by division under Deans and newly created Associate Dean positions
- Completed regular reporting and achieved consistent compliance with rules and regulations of the Affordable Care Act

- Pharmacy and Health Information Management programs obtained additional clinical/ practicum sites
- Conducted Go Back, Move Ahead open house events at each campus
- Expanded TEAMS usage
- WGTC programs achieved the following licensure passage rates:
 - Clinical Lab Tech. 100%
 - Comm. Truck Driving 95%
 - Cosmetology 95%
 - Dental Asst – Basic 88%
 - Dental Asst – Adv 84%
 - Dent Hygiene 100%
 - EMT Basic 88%
 - EMT – Advanced 100%
 - Esthetician 90%
 - Fire Science 50%
 - Health Info. Mgt. Tech. 50%
 - Medical Assisting 100%
 - Phlebotomy 100%
 - Practical Nursing 85%
 - Radiology – Douglas 94%
 - Radiology–LaGrange 94%
 - Registered Nursing 83%
 - Surgical Tech 83%
- Developed and implemented the Academic Resource Center (ARC) in the Murphy campus library to provide centralized, convenient access to the Advisement Center, expanded tutoring, intranet-connected meeting locations, and space for private conferences/meetings.
- Began offering Precision Manufacturing and Maintenance programs at LaGrange campus and to KIA employees at the KIA training center.
- Finalized plans to begin Coweta campus German apprenticeship initiative.

- Participated with UWG and the Carrollton City/Carroll County School Systems in the Carroll Community Educational Collaborative (CCEC). Several Academic Affairs staff are members of the collaborative and participated as presenters at the Summit.
- Began new Phlebotomy program at Coweta campus.

Administrative Services

Business Office

- Implemented the HigherOne/ BankMobile student refund process
- Increased the usage of the student Nelnet service
- Improved AR/ third party processing and reporting
- Initiated the purchase and installment of equipment to ensure the college is EMV compliant for all credit card processing

Human Resources

- Conducted workers compensation training for supervisors
- Implemented and conducted management training for the electronic state Performance Management System
- Coordinated state Employee Recognition Day
- All WGTC employees completed mandatory Title IX and VAWA compliant training - HAVEN

Police Department

- Provided Incident Command System safety training for WGTC staff and external partners
- Facilitated active shooter training drills for campus police officers as well as external law enforcement

- Implemented the CrisisGo app into the emergency notification system
- All WGTC police officers obtained the required training to ensure they are up-to-date on current laws and procedures. Decision-making, technology, and people skills are also included in training.

Adult Education

- Enrolled 2,402 students in AY2016
 - 87% in ABE/GED prep
 - 13% in English as a Second Language classes
- Ranked fourth largest overall program statewide
- Graduated 326 ABE/GED students – second highest in the state
- Met state performance benchmarks for all ABE/GED/ESL levels
- Program received national recognition as a result of the Vice President of Adult Education being named National Program Administrator of the Year by the Commission on Adult Basic Education
- Presented two workshops showcasing program “best practices” at the annual TCSG Fall Conference (only TCSG program to present)
- Awarded over \$20,000 in WGTC Foundation GED testing scholarships
- Coordinated closely with area Family Connection groups, CLCP’s and social service providers
- Worked in partnership with Douglas county to create a community GED class at the Day Reporting Center for parolees and probationers
- Worked in partnership with Lifetools Community Development Group to establish a community class at The Pantry, a Douglasville food bank

Economic Development

- Corporate training:
 - Companies – 86
 - Training Hours – 33,246
 - Trainees - 3,708
- Community education:
 - Enrollment – 2,063
 - Training Hours – 23,152

Institutional Advancement

- Rebranded the college, launching a new logo and brand identity throughout campuses and sites in all seven counties
- Launched a stand-alone website for the WGTC Foundation.
- Increased digital marketing for the college to include geotargeted display ads, custom audience retargeting, and enhanced Facebook ads, including video
- Implemented new scholarship software and automated the application and review process; awarded 153 scholarships totaling over \$83,000
- Hosted the annual Black Tie & Boots fundraiser and raised a record \$36,000

Institutional Effectiveness

Curriculum

- Executed articulation agreement with University of West Georgia – ADN to BSN
- Developed certificates in the Industrial/Mechanic/Apprenticeship specialization within the Precision Manufacturing degree/diploma to be used in the Coweta CEC apprenticeship program. Students enroll in these TCCs under the SB2 alternate diploma track guidelines

- Executed articulation agreement with Valdosta State University on Pathway Programs

Grants

- Received funding through the Georgia Space Grant Consortium's "Pathways to STEM Careers in Georgia" grant, managed by the Georgia Institute of Technology and funded by the National Space Grant College and Fellowship program at NASA

Information Technology

- Deployed new WGTC mobile app fully integrated with Banner, allowing both students and faculty college-/course-related access
- Installed a new core Cisco switch at Douglas campus
- Set up multiple new virtual Banner application servers, expanding the features of Banner
- Continued addition of wireless access points to boost and expand Wi-Fi coverage throughout the college
- Continued expansion of virtual environment storage by adding an additional Netapp disk shelf, greatly improving the virtual servers' processing services
- Deployed new Windows Server 2012 at multiple campuses
- Upgraded to Google Chromebox/Chromebit technology at multiple campuses

Institutional Effectiveness and Research

- Conducted Strategic Planning retreats for college-wide leadership staff and local Board of Directors
- WGTC was asked to be the lead presenter in a webinar for Achieving the Dream (ATD). Dr. Kristen

Douglas and Dr. Sindi McGowan conducted the presentation, focusing on the college's strategy during the first year in ATD as well as the implementation plan that results from review of the college's data

- Completed Annual Reflection 2015-2016 for Achieving the Dream
- Completed Annual Progress Report 2015-2016 for Complete College Georgia
- Conducted surveys including Student Perceptions, Community College Survey of Student Engagement, Student Satisfaction Inventory, and graduation survey

Student Affairs

Admissions

- Received 6,642 new student applications; admitted 4,001 new students; and 2,586 new students registered
- Received 9,069 readmission applications or program change requests; readmitted 7,762 returning students; and 4,324 readmitted students registered
- Enrolled 1,110 high school students through the Move On When Ready (MOWR) program
- MOWR expanded to allow enrollment during summer term, with 167 MOWR students enrolled summer semester 2016
- Open houses were held on each campus during spring semester; over 400 students and guests participated, and the college yielded 100 applications from the events

Athletics

- Three student athletes (all sports) received scholarships to 4-year universities
- WGTC Baseball had its first student athlete chosen in the annual Major League Amateur Draft
- Women's Basketball achieved its 4th consecutive year as the NCAA Region 17 DIII Champions and reached the NJCAA DIII Championship for the 2nd consecutive year
- Men's Basketball made the NCAA Region 17 DIII Tournament for the 5th consecutive year

Career Services

- There were a monthly average of 130 jobs available on the WGTC Job Web

Financial Aid

- Hope Recipients – 5,808
- Pell Recipients – 4,280

Registrar

- Three graduation ceremonies were held at the Murphy, with 398 diploma and degree students participating
- Awarded 2,277 unduplicated (increase of 3.4%) and 3,330 duplicated (increase of 9.9%) certificates, diplomas, and degrees
- 3,082 official transcripts sent electronically
- Began reporting enrollment and graduates to the National Student Clearinghouse

Student Life

- Mid-Semester Checkups were held on all campuses, with attendance tripling over AY2015 year; over 1,000 students attended and met with campus departments to check their progress towards graduation
- Friends and Family Days were held on each campus during the Spring Semester- Over 500 students and guests participated

CREDIT AND NON-CREDIT STUDENT ENROLLMENT DATA

CREDIT	AY2013 TOTAL	AY2014 TOTAL	AY2015 TOTAL	AY2016 TOTAL	AY2015 – 2016 COMPARED
Enrollment (unduplicated)	9,748	9,844	9,105	9,155	+0.55%
Graduates	1736	1,935	2,203	2,322	+5.40%
Graduate Placement Rate	95.54%	99.41%	99.58%	94.23%*	
Licensure Exam Passage Rate	93%	90%	91%	88%	-3.0%

AY2016 FTE = 4,439

* Final placement rate data for AY2016 is incomplete at this time.

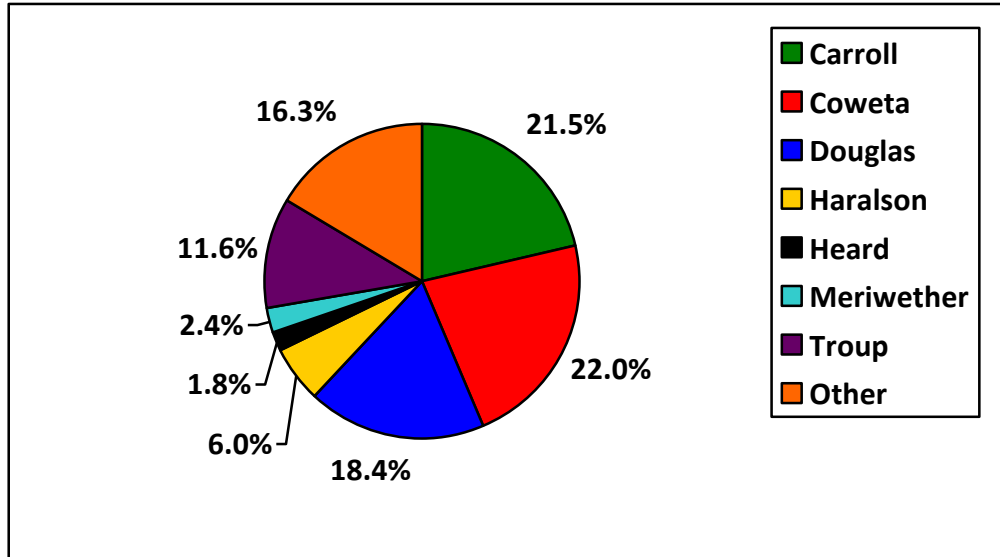
SOURCE: KMS Data Center reports and Local Data - 09/2016

NON-CREDIT	AY2013 TOTAL	AY2014 TOTAL	AY2015 TOTAL	AY2016 TOTAL	AY2015 – 2016 COMPARED
Adult Literacy	2,927	2,865	2,385	2,402	+0.71%
<i>– GED graduates</i>	693	442	198	326	+64.65%
Community Education	2,042	1,701	1,820	2,063	+13.35%
Corporate Training	1,787	1,848	3,141	3,708	+18.05%

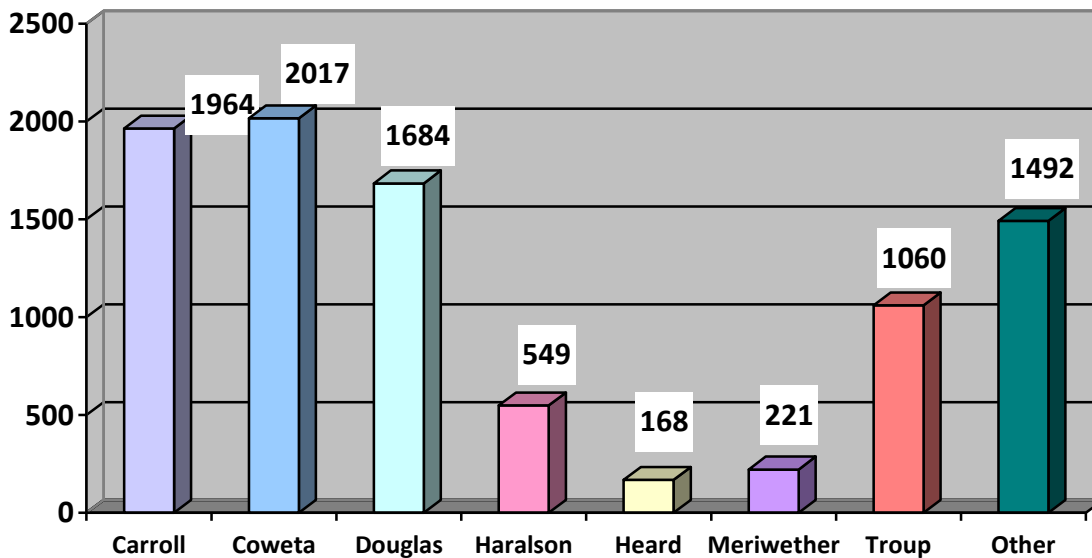
SOURCE: GALIS and Local Data - 09/2016

AY2016 STUDENT PARTICIPATION RATE BY COUNTY OF RESIDENCE

By Percentage

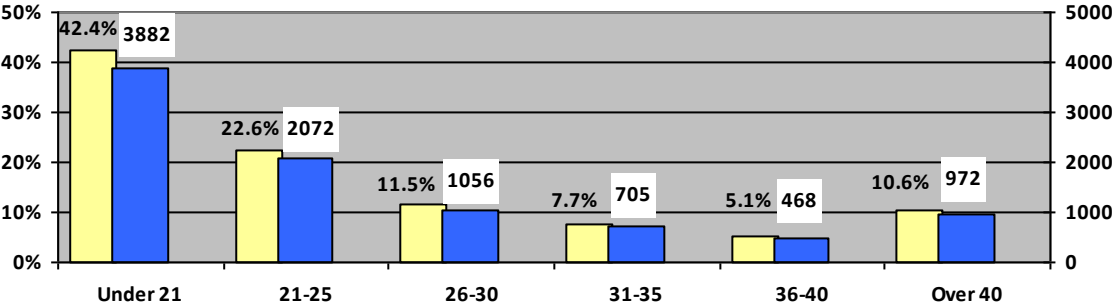


By Student Enrollment Count

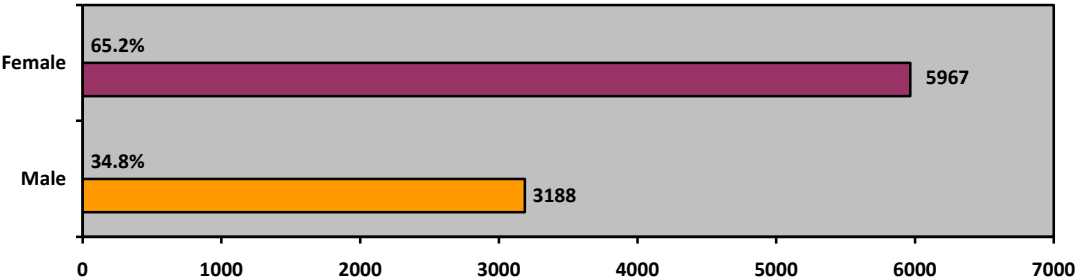


AY2016 CREDIT STUDENT DEMOGRAPHICS

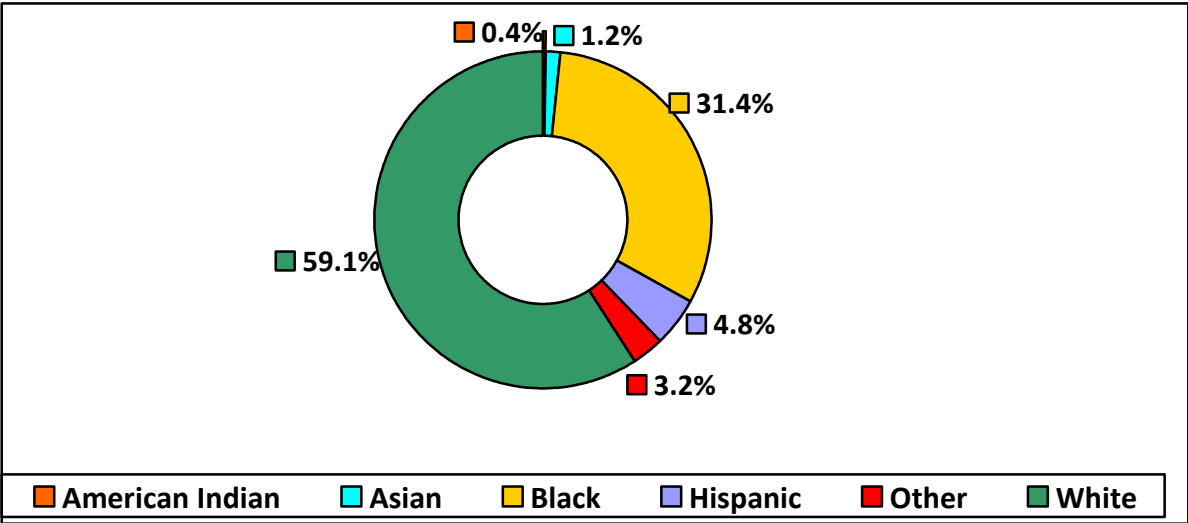
By Age



By Gender



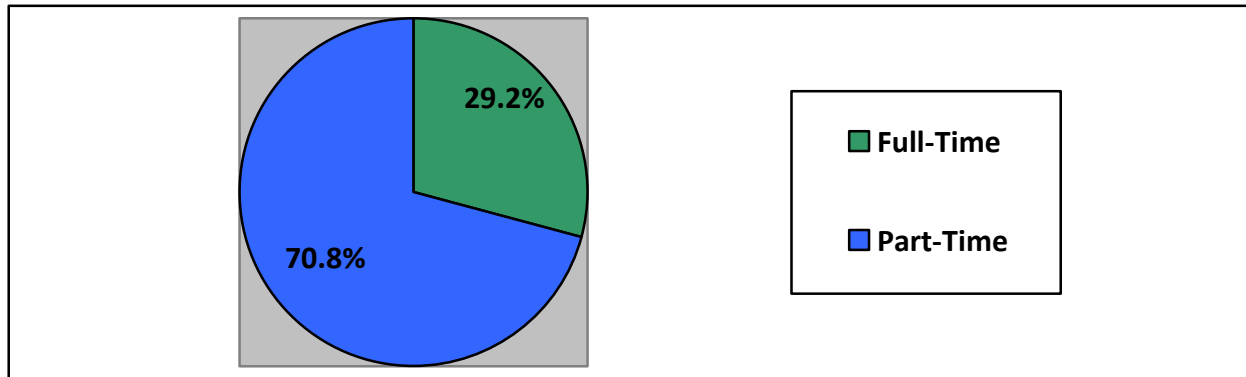
By Ethnicity



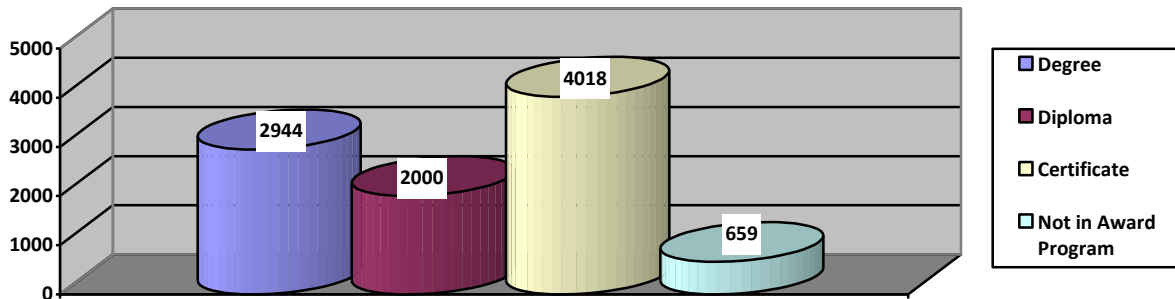
By Educational Preparation

Less than 12	GED	High School	1 – 3 Years Postsecondary	Bachelor Degree	Greater than Bachelor Degree
13.3%	8.7%	64.0%	12.1%	1.7%	0.2%

By Enrollment Status



By Award Level



ASSOCIATE DEGREE ENROLLMENT

PROGRAM	AY2013	AY2014	AY2015	AY2016
Accounting	177	182	177	181
Business Management	241	348	347	347
Business Technology	221	212	229	142
Clinical Laboratory Technology	27	33	34	40
Computer Programming	--	--	--	30
Computer Support Specialist	119	124	118	103
Criminal Justice - AS	--	33	107	212
Criminal Justice - AAS	250	233	151	111
Culinary Arts	63	73	63	59
Dental Hygiene	28	26	28	25
Early Childhood Care & Education	238	233	226	221
Electronics Technology	68	68	60	51
Engineering Technology	18	129	132	145
Fire Science	76	56	37	36
General Business - AS	--	208	357	839
Health Information Management Technology	168	167	126	95
Logistics & Supply Chain Management	2	14	33	36
Marketing Management	104	89	77	72
Networking Specialist	177	168	161	154
Nursing	182	176	191	202
Radiologic Technology	65	68	64	74
TOTAL*	2224	2640	2718	3175

*Duplicated numbers (learning support courses and transient students not included)

DIPLOMA PROGRAM ENROLLMENT

PROGRAM	AY2013	AY2014	AY2015	AY2016
Accounting	111	106	88	73
Air Conditioning Technology	141	143	105	105
Automotive Technology	186	174	158	128
Barbering	23	18	19	12
Business Management	98	139	160	133
Business Technology	444	344	377	244
CNC Technology	28	39	36	32
Computer Support Specialist	79	82	66	49
Cosmetology	399	340	309	304
Criminal Justice	202	180	140	108
Culinary Arts	77	61	42	32
Diesel Equipment Technology	41	45	55	54
Drafting Technology	35	36	30	29
Early Childhood Care & Education	200	172	161	147
Electrical Control Systems	23	18	13	15
Electrical Systems Technology	31	18	25	26
Electronics Technology	32	41	39	36
Fire Science Technology	71	58	46	30
Industrial Mechanical Systems	58	57	47	43
Industrial Systems Technology	48	31	21	22
Machine Tool Technology	32	27	37	51
Marketing Management	56	38	31	22
Medical Assisting	30	28	27	35
Networking Specialist	117	99	61	55
Practical Nursing	71	64	60	63
Surgical Technology	14	12	13	14
Welding and Joining Technology	176	216	216	235
TOTAL*	2824	2586	2382	2097

*Duplicated numbers (learning support courses and transient students not included)

CERTIFICATE PROGRAM ENROLLMENT

PROGRAM	AY2013	AY2014	AY2015	AY2016
Administrative Support Assistant	4	2	3	2
Air Conditioning Electrical Technician	1	--	--	
Air Conditioning Repair Specialist	2	2	2	1
Air Conditioning Technician Assistant	2	1	2	1
Animation & Game Design Specialist	1	1	13	7
Automotive Chassis Technician Specialist	3	--	13	15
Automotive Climate Control Technician	13	17	17	14
Auto Electrical/Electronic Systems Technician	1	1	11	23
Automotive Engine Performance Technician	3	1	6	2
Automotive Engine Repair Technician	27	31	11	25
Basic Electronic Assembler	--	--	--	1
Basic Machining Operator	4	2	1	3
Basic Machinist	--	--	--	1
CAD Operator	26	14	6	3
CAD Technician – Advanced	3	3	2	4
Certified Personal Trainer	--	1	--	--
Child Development Specialist	13	14	2	11
Commercial Truck Driving	212	290	232	250
Commercial Wiring	2	2	2	1
Computed Tomography Specialist	--	4	--	--
Computerized Accounting Specialist	--	2	1	2
Crime Scene Fundamentals	10	10	20	40
Criminal Justice Fundamentals	30	35	22	36
Dental Assisting – Advanced	44	50	46	51
Dental Assisting – Basic	70	66	49	72
Drafter’s Assistant	--	--	--	1
Early Childhood Care & Education Basics	17	6	5	25
Electrocardiography Technology	--	13	11	14
Electronics Technician	--	--	--	1
Emergency Medical Responder (EMR)	--	--	2	--
Emergency Medical Tech (AEMT)– Advanced	39	38	70	83
Emergency Medical Tech (EMT)	89	61	62	79

Energy Industry Fundamentals	--	--	1	1
Esthetician	42	42	39	34
Food Production Worker I	18	22	7	21
Game Development Specialist	27	20	27	7
Gas Metal Arc Welder	31	22	11	18
Gas Tungsten Arc Welder	13	8	6	7
Geriatric Care Assistant	1	3	--	--
Health Care Assistant	835	776	641	629
Health Care Science	2209	2148	2004	1985
Heating & Air Conditioning Installation Tech.	--	1	2	2
Heavy Diesel Service Technician	3	7	10	9
Help Desk Specialist	2	3	11	16
Human Resource Management Specialist	2	4	5	3
Industrial Electrician	4	3	4	6
Industrial Maintenance Technician	--	--	--	18
Infant/Toddler Care Specialist	2	1	1	3
Internet Specialist Web Site Developer	4	3	--	--
Logistics Management Technician	--	--	--	1
Mammography	1	6	9	7
Manufacturing Technician	--	7	1	1
Mechanical Maintenance Specialist	--	--	--	18
Medical Billing Clerk	53	28	19	15
Medical Coding	45	22	14	24
Medical Front Office Assistant	29	19	12	15
Medical Language Specialist	29	22	9	3
Microsoft Office Application Professional	1	4	1	3
Microsoft Word Application Professional	1	--	--	--
Mill Operator	--	--	--	1
Nurse Aide	181	185	180	188
Office Accounting Specialist	2	1	1	--
Patient Care Assistant	--	26	20	37
Payroll Accounting Specialist	--	--	4	3
PC Repair & Network Technician	9	18	22	18
Pharmacy Assistant	109	122	109	100
Phlebotomy Technician	65	49	45	45

Photovoltaic Systems Install. & Repair Tech.	--	--	1	--
Pipe Welder	6	3	1	3
Prep Cook	--	3	1	9
Residential Wiring Technician	2	--	1	2
Service Sector Management Specialist	2	--	--	--
Shampoo Technician	61	50	57	67
Shielded Metal Arc Welder – Advanced	41	27	29	49
Shielded Metal Arc Welder – Basic	91	87	57	107
Small Business Marketing Manager	--	1	--	--
Supply Chain Specialist	--	--	--	1
Tax Preparation Specialist	--	1	2	1
Technical Specialist	960	967	840	195
Web Site Developer	--	2	7	7
TOTAL*	5497	5381	4822	4447

*Duplicated numbers (learning support courses and transient students not included)

SOURCE: KMS Data Center report #DC180 - 09/2016

GRADUATE/PLACEMENT REPORT

ASSOCIATE OF APPLIED SCIENCE								
PROGRAM	# GRADUATES				PLACEMENT RATE % (Benchmark 90%)			
	AY2013	AY2014	AY2015	AY2016	AY2013	AY2014	AY2015	AY2016*
Accounting	15	26	26	34	100%	100%	100%	100%
Business Technology	36	36	24	24	97%	97%	100%	85.7%
Business Management	2	7	29	32	100%	100%	100%	71.4%
Clinical Lab. Tech.	14	11	8	11	92%	100%	100%	
Computer Programming	--	--	--	1	--	--	--	
Computer Support Spec.	13	19	17	16	77%	94.1%	100%	100%
Criminal Justice – AS	--	NEW		3	--	NEW		100%
Criminal Justice – AAS	23	25	29	26	83%	100%	100%	88.9%
Culinary Arts	3	8	9	12	100%	100%	100%	100%
Dental Hygiene	11	12	12	10	100%	100%	100%	
Early Childhood	18	20	21	22	94%	100%	100%	100%
Electronics Tech.	11	5	12	12	95%	100%	100%	100%
Engineering Tech.	--	--	3	2	--	--	100%	
Fire Science	19	14	9	11	100%	100%	100%	100%
General Business – AS	--	NEW	4	7	--	NEW	100%	100%
Health Info Mgt. Tech.	23	26	27	22	95%	100%	96%	70%
Logistics/Supply Chain Management	--	--	--	2	--	--	--	
Marketing Management	4	12	4	9	50%	100%	100%	100%

Networking Specialist	15	28	25	20	80%	96.3%	100%	100%
Radiologic Tech.	31	32	27	33	100%	100%	100%	0%
Registered Nurse	77	51	62	67	97%	100%	100%	86.7%
TOTAL	315	332	348	376				

DIPLOMA

PROGRAM	# GRADUATES				PLACEMENT RATE % (Benchmark 90%)			
	AY2013	AY2014	AY2015	AY2016	AY2013	AY2014	AY2015	AY2016*
Accounting	9	12	15	7	100%	100%	100%	100%
Air Cond. Tech.	15	19	9	18	93%	100%	100%	100%
Automotive Tech.	22	19	26	30	100%	100%	100%	100%
Barbering	3	4	1	5	100%	100%	100%	
Business Technology	32	38	20	30	93%	100%	100%	100%
Business Management	--	1	4	7	--	100%	100%	100%
CNC Technology	2	10	6	5	100%	100%	100%	100%
Computer Support Spec.	2	5	5	2	100%	100%	100%	100%
Cosmetology	102	89	70	66	93%	100%	100%	100%
Criminal Justice	9	8	9	6	100%	100%	87.5%	100%
Culinary Arts	4	5	2	4	75%	100%	100%	100%
Diesel Equip. Tech.	4	12	9	16	100%	100%	100%	75%
Drafting Technology	3	3	5	5	100%	100%	100%	100%
Early Child Care/Ed.	22	19	12	26	91%	100%	100%	100%
Elect. Control Systems	3	4	6	6	100%	100%	100%	100%
Electrical Systems Tech.	3	1	2	3	100%	100%	100%	50%
Electronics Tech.	2	1	3	3	100%	100%	100%	100%
Fire Science Technology	7	1	1		100%	100%	100%	
Industrial Mechanical Sys.	4	5	12	4	100%	100%	100%	100%

Industrial Systems Tech.	13	5	6	3	100%	100%	100%	100%
Machine Tool Tech.	3	7	7	10	100%	100%	100%	100%
Marketing Management	--	1	--	1	--	100%	--	
Medical Assisting	28	23	23	20	96%	95.2%	100%	100%
Networking Specialist	3	3	4	3	100%	100%	100%	100%
Practical Nursing	61	56	40	45	93%	100%	97.1%	100%
Surgical Technology	11	11	7	12	91%	100%	85.7%	0%
Welding/Joining Tech.	7	22	32	26	86%	100%	100%	100%
TOTAL	374	384	336	363				

TECHNICAL CERTIFICATES OF CREDIT

PROGRAM	# GRADUATES				PLACEMENT RATE % (Benchmark 90%)			
	AY2013	AY2014	AY2015	AY2016	AY2013	AY2014	AY2015	AY2016*
Admin. Support Asst.	65	45	25	44	99%	97.8%	95.8%	94.4%
Air Cond. Elect. Tech.	11	7	27	25	82%	100%	100%	100%
Air Cond. Repair Spec.	7	11	19	26	71%	100%	100%	100%
Air Cond. Tech. Asst.	11	15	34	28	91%	100%	100%	100%
Animation/Game Design	10	5	10	3	100%	100%	100%	
Auto Chassis Tech.	27	19	64	38	96%	100%	100%	100%
Auto Climate Control Tech.	45	31	54	56	98%	100%	100%	100%
Auto Electrical/Electronic Systems	67	67	73	68	98%	100%	98.6%	100%
Auto Engine Perf. Tech.	29	25	55	36	93%	100%	100%	100%
Auto Engine Repair Tech.	55	42	54	52	98%	100%	100%	100%
Auto Transmission/ Transaxle Technician	24	36	41	30	92%	97.2%	100%	100%
Basic Electronic Assemb.	--	--	1	8	--	--	100%	100%
Basic Machining Oper.	5	15	15	15	100%	100%	100%	100%
Basic Machinist	--	16	19	16	--	100%	100%	100%
CAD Operator	14	7	7	2	100%	100%	85.7%	
CAD Technician – Adv.	1	1	1	2	100%	100%	100%	
Child Develop. Specialist	22	18	43	60	96%	100%	100%	100%
CNC Specialist	--	1	--	1	--	100%	--	100%

Comm. Truck Driving	169	242	187	196	92%	99.6%	100%	
Commercial Wiring	--	1	2	4	--	100%	100%	0%
Computed Tomog. Spec.	--	3			--	100%		
Computerized Acct. Spec.	28	33	35	38	100%	100%	100%	92.9%
Crime Scene Fund.	21	30	38	34	95%	100%	100%	100%
Criminal Justice Fund.	37	34	52	42	100%	100%	100%	
Dental Assisting – Adv.	40	37	18	37	98%	100%	100%	
Dental Assisting – Basic	60	48	45	65	97%	100%	100%	
Drafter’s Assistant	--	--	--	1			--	
Early Childhood Care/ Education Basics	47	52	118	101	98%	100%	100%	100%
Electrocardiography Tech	3	--	2	7	100%	--	100%	100%
Electronics Technician	--	--	--	5	--	--	--	100%
Emergency Med. Tech. - Adv.	32	26	20	32	100%	96.2%	100%	100%
Emergency Med. Tech.	33	31	38	27	100%	100%	100%	
Esthetician	21	22	21	12	86%	100%	94.1%	
Food Production Worker	14	27	16	28	100%	96.3%	100%	100%
Game Development Spec.	17	7	15	3	100%	100%	100%	
Gas Metal Arc Welder	26	48	66	72	96%	100%	100%	100%
Gas Tungsten Arc Welder	15	31	53	52	93%	100%	100%	100%
Health Care Assistant	1	3	2	23	100%	100%	100%	100%
Health Care Science	--	--	1	6	--	--	100%	100%
HVAC Install. Tech.	1	--	11	18	100%	--	100%	100%
Heavy Diesel Svc. Tech.	2	20	16	32	100%	100%	100%	75%
Help Desk Specialist	1	14	10	5	100%	100%	90%	
Human Resource Mgt.	--	1	16	31	--	100%	100%	83.3%
Industrial Electrician	5	3	10	12	100%	100%	100%	100%

Infant/Toddler Care Spec.	--	1	7	8	--	100%	100%	100%
Lathe Operator	--	10	7	10	--	100%	100%	100%
Logistics Management Tech	--	--	--	6	--	--	--	
Mammography	--	3	9	6	--	100%	100%	
Manufacturing Tech.	--	--	3	4	--	--	100%	
Medical Billing Clerk	36	28	14	31	91%	100%	92.3%	100%
Medical Coding	7	--	4	9	100%	--	100%	
Medical Front Office Asst	30	24	16	28	93%	100%	92.3%	93.3%
Medical Language Spec.	7	6	--	--	71%	100%	--	--
Mill Operator	--	9	7	12	--	100%	100%	100%
MS Excel App. Prof.	56	40	35	64	98%	97.5%	100%	91.3%
MS Office App. Prof.	44	30	16	30	96%	96.7%	100%	88.9%
MS Word App. Prof.	62	48	34	62	95%	97.9%	96.9%	91.7%
Nurse Aide	178	228	302	313	97%	100%	100%	90.9%
Office Accounting Spec.	30	34	43	36	100%	100%	100%	83.3%
Patient Care Assistant	--	18	16	24	--	100%	100%	
Payroll Accounting Spec.	--	21	23	42	--	100%	100%	96.2%
PC Repair/Network Tech.	36	16	33	52	91%	100%	100%	100%
Pharmacy Assistant	9	30	23	24	89%	100%	100%	
Phlebotomy Technician	39	47	55	59	99%	100%	100%	100%
Photovoltaic System Install/Repair	--	--	1	3	--	--	100%	50%
Pipe Welder	9	2	4	1	100%	100%	100%	100%
Prep Cook	14	26	22	28	100%	96.2%	100%	100%
Residential Wiring Tech.	--	--	--	5	--	--	--	50%
Service Sector Mgt. Spec.	--	1	5	11	--	100%	100%	100%
Shampoo Technician	138	106	129	106	97%	100%	100%	100%

Shielded Metal Arc Welding - Advanced	31	49	92	104	97%	100%	100%	100%
Shielded Metal Arc Welder – Basic	84	89	85	145	100%	100%	100%	100%
Small Business Mkt. Mgr.	--	1	3	5	--	100%	100%	100%
Supply Chain Specialist	--	--	--	1	--	--	--	
Tax Preparation Spec.	27	29	18	33	96%	100%	100%	100%
Technical Specialist	4	9	7	2	100%	100%	100%	
TOTAL	1807	1979	2347	2657 ^o				

* Final placement rate data for AY2016 is incomplete at this time.

^o Move on When Ready (MOWR) students not included.

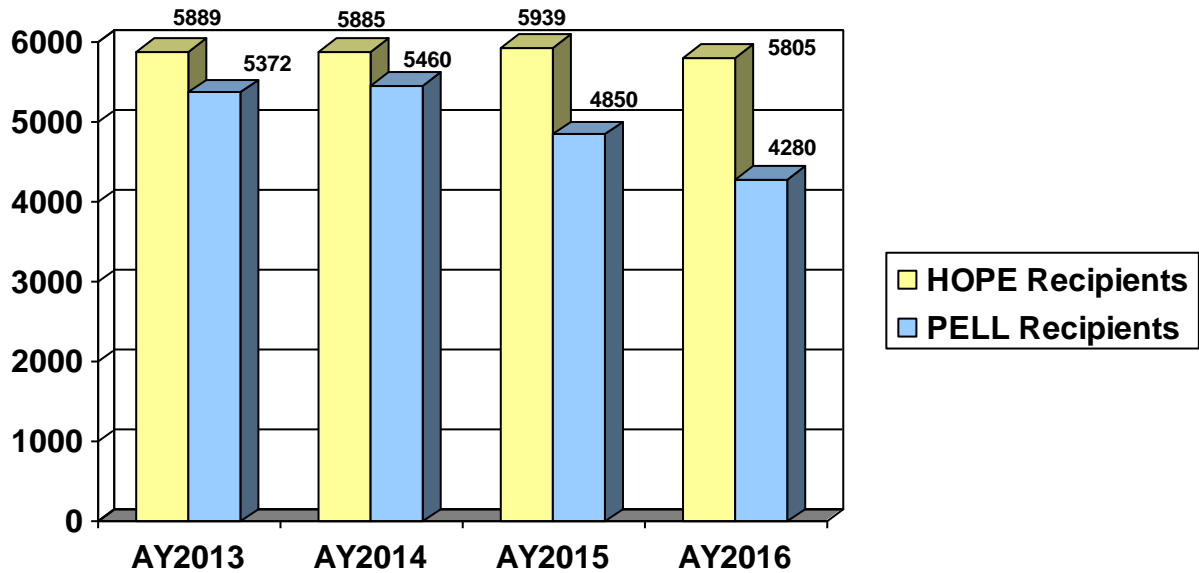
Placement rates are based on unduplicated graduates and unduplicated employment status, using the latest employment status entry for each student. Total placement rate formula:

$$\frac{\text{In Field} + \text{Military} + \text{Rel Field} + \text{Unrel Field} + \text{In Field \& Cont Ed} + \text{Rel Field \& Cont Ed} + \text{Unrel Field \& Cont Ed} + \text{Cont Ed}}{\text{Numerator} + \text{Not Employed}}$$

SOURCE: KMS Data Center report #DC109 (awards conferred – duplicated count of graduates) – 09/2016
KMS Data Center report #DC112 sub-report – 09/2016

FINANCIAL AID

Student Recipients



Amount Disbursed

	AY2013	AY2014	AY2015	AY2016
TOTAL PELL	\$10,470,737	\$10,847,015	\$9,634,179	\$8,351,341
HOPE, other Local Grants & Scholarships	\$6,285,890	\$5,319,873	\$5,960,519	\$6,178,512

SOURCE: Local Data – 08/2016

FULL-TIME FACULTY DEMOGRAPHICS AY2016

By Gender

FEMALE	MALE
64% (87)	36% (48)

By Race

ASIAN	BLACK	HISPANIC	WHITE	OTHER
0% (0)	26% (35)	2% (3)	71% (96)	1% (1)

By Age

UNDER 35	35 – 49	50 – 59	60+
14% (19)	42% (56)	25% (34)	19% (26)

By Tenure

Less Than 1 Year	1 – 5 Years	6 – 9 Years	10 – 14 Years	15 – 19 Years	20 – 25 Years	Over 25 Years
13% (18)	44% (60)	21% (29)	11% (15)	7% (9)	2% (2)	2% (2)

n = 135

Snapshot of full-time faculty members employed on October 15, 2015

SOURCE: Human Resources Office Data – 10/2015

FULL-TIME STAFF DEMOGRAPHICS AY2016

By Gender

FEMALE	MALE
70% (173)	30% (71)

By Race

ASIAN	BLACK	HISPANIC	WHITE	OTHER
0% (0)	23% (57)	1%(1)	75% (183)	1% (3)

By Age

UNDER 35	35 – 49	50 – 59	60+
13% (33)	38% (92)	37% (90)	12% (29)

By Tenure

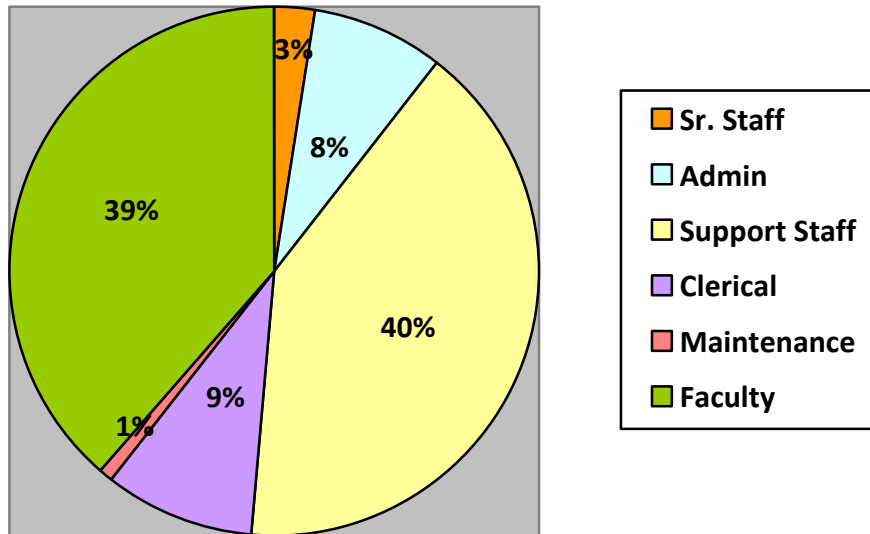
Less Than 1 Year	1 – 5 Years	6 – 9 Years	10 – 14 Years	15 – 19 Years	20 – 25 Years	Over 25 Years
12% (30)	40% (96)	19% (47)	12% (30)	10% (25)	6% (13)	1% (3)

n = 244

Snapshot of full-time staff members employed on October 15, 2015

SOURCE: Human Resources Office Data – 10/2015

COLLEGE STRUCTURE AY2016



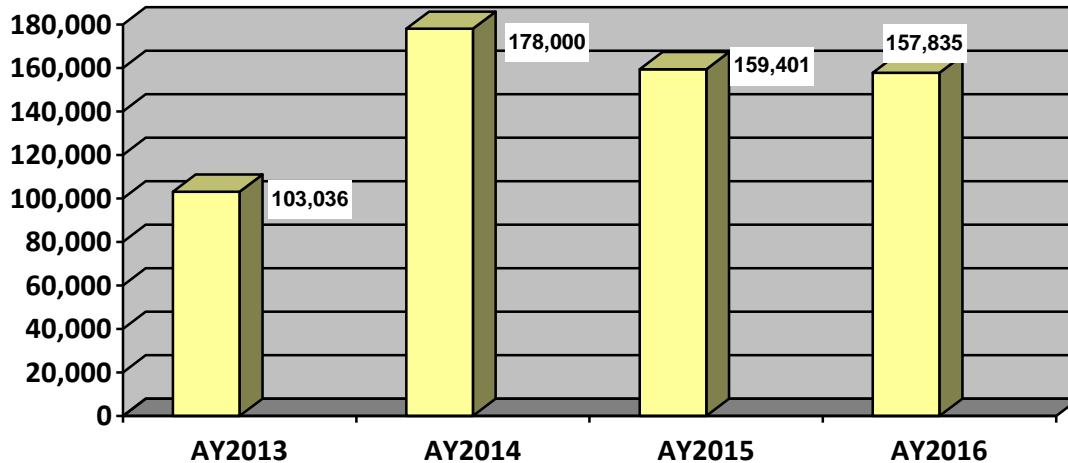
Sr. Staff:	President, Vice Presidents, Provost, IA Executive Director
Admin:	Assistant VPs, Deans, Directors
Support Staff:	Specialists, Assistants, Technicians, Managers, Coordinators, Counselors, Advisors, IT, Librarians
Clerical:	Administrative Assistants, Program Specialists, Receptionists, Program Assistants, Cashiers
Maintenance & Security:	Maintenance Supervisors, Technicians, Custodial Staff, Courier, Grounds Staff, Police
Faculty:	Full-Time Teaching Faculty

*SOURCE: Human Resources Office Data – 10/2015
Based on full-time faculty/staff members employed on October 15, 2015*

LIBRARY COLLECTIONS

Category	AY2013	AY2014	AY2015	AY2016
Books, Bound Serials & Government Documents				
Number of Volumes	48,850	50,282	59,482	61,201
Number of Titles	37,916	39,671	47,842	48,051
Current Serial Subscriptions				
Number of Titles	235	252	264	268
Audio Visual Materials (audio books, videos, etc.)				
Number of Titles	3,746	3,917	4,201	4,272

LIBRARY EXPENDITURES



LIBRARY SERVICE

SERVICE CATEGORY	AY2013 Student #s	AY2014 Student #s	AY2015 Student #s	AY2016 Student #s
Circulation	684	1,182	2,498	3,319
Gate Count	21,045	22,640	73,542	96,851
Reference	1,195	2,361	6,471	8,251
Computer Usage	7,124	8,602	22,691	41,234

SOURCE: Library Services Data – 09/2016