



A unit of the Technical College System of Georgia

# Fact Book

Prepared by the  
Office of Institutional Effectiveness

October 2017

## About the Fact Book...

Welcome to the 2017 edition of the West Georgia Technical College Fact Book. This report contains selected data and accomplishments that document the efforts to meet both student and community needs. Developed by the Office of Institutional Effectiveness, the West Georgia Technical College Fact Book is intended to be a valuable tool that may be useful to those engaged in planning, assessment, preparing reports, writing grant proposals, or other endeavors.

West Georgia Technical College offers many outstanding life-long learning opportunities to individuals within our service area. Whether students are looking for career technical training, academic college transfer courses, job skills upgrades, or continuing education options, West Georgia Technical College has a curriculum that meets their needs.

Serving Carroll, Coweta, Douglas, Haralson, Heard, Meriwether, and Troup counties, the college endeavors to educate students and provide them with the skills necessary in today's workforce. Our dedicated faculty and staff are committed to this long-standing tradition of excellence.

West Georgia Technical College is part of the Technical College System of Georgia, which is comprised of 22 colleges located throughout the state, and is accredited by the Commission on Colleges of the Southern Association of Colleges and Schools to award Associate in Applied Science degrees.

We hope that you will find the information contained in this Fact Book helpful. Please take time to review the data and if you have any questions, contact Mr. John Parton, Vice President for Institutional Effectiveness, at 678-664-0527 or at [john.parton@westgatech.edu](mailto:john.parton@westgatech.edu).



Mr. Steve Daniel, President  
West Georgia Technical College

# WEST GEORGIA TECHNICAL COLLEGE 2017 FACT BOOK

## TABLE OF CONTENTS

### INTRODUCTION

Mission Statement.....	1
Core Values.....	1
Strategic Goals.....	2
Accreditations.....	4
Memberships.....	5
Equal Opportunity Statement.....	5
Highlights.....	6

### STUDENT

Credit and Non-Credit Student Enrollment Data.....	12
Participation Rate by Service Area.....	13
Credit Student Demographics.....	14
Associate Degree Enrollment.....	16
Diploma Program Enrollment.....	17
Certificate Program Enrollment.....	18
Graduate/Placement Report.....	21
Financial Aid.....	29

### FACULTY/STAFF

Full-Time Teaching Faculty Demographics.....	30
Full-Time Staff Demographics.....	31
College Structure.....	32

### LIBRARY/MEDIA

Library Collections.....	33
Library Expenditures.....	33
Library Service.....	33

## **Mission Statement**

### **Our Mission (Who We Are)**

West Georgia Technical College, a unit of the Technical College System of Georgia, supports student success, economic development, and the community by providing a skilled workforce through the delivery of relevant education and training opportunities.

### **Our Vision (Who We Want to Be)**

We envision West Georgia Technical College as a model of innovation and excellence in technical education, recognized as an outstanding pathway to rewarding careers.

### **Role and Scope (Our Commitment)**

West Georgia Technical College (WGTC) is a public, two-year, multi-campus technical college that provides quality education and promotes workforce development in the West Georgia region.

An open-access institution of higher education, the college serves traditional and nontraditional curriculum students who have a wide variety of educational goals, from personal enrichment to career development to university transfer. To help students meet their goals, WGTC offers associate degrees, diplomas and technical certificates.

The curriculum includes programs in health sciences, trade and technology, business, and public service. WGTC students draw on knowledge from a broad range of disciplines to develop the communication and critical thinking skills that are fundamental to lifelong learning.

WGTC further promotes adult education and economic development through GED classes, ESL classes, continuing education courses, and corporate training for business and industry.

WGTC is committed to being accessible and responsive to community needs. To foster student success, WGTC provides quality education on many levels and comprehensive student support services. In addition to traditional instruction, WGTC's flexible course offerings and alternative delivery methods, including online instruction, enable more members of the community to pursue higher education.

### **Core Values (What Guides and Inspires Us)**

- Integrity
- Professionalism
- Student Success
- Academic Excellence

At West Georgia Technical College, we value professionalism, integrity, student success, and academic excellence. We are dedicated to the success of our students through continual improvement. We hold ourselves accountable to our students, employees, and community by honoring our commitments and striving to provide the highest quality education.

## **Institutional Strategic Goals**

### **Student Success**

**Goal 1. Access** – Increasing access to students

**Goal 2. Affordability** – Ensuring affordability of tuition/fees for our students

**Goal 3. Articulation** – Pursing articulation agreements to give students opportunities to continue their education

**Goal 4. Performance** – Meeting all performance goals and benchmarks toward student success

**Goal 5. Learning** – Providing a quality learning environment for students

### **Resource Management**

**Goal 6. Funding Sources** – Securing public and private resources to support students and advance the college

**Goal 7. Human Resources** – Maintaining a competitive edge to hire qualified and talented employees

**Goal 8. Facilities** – Provide and maintain facilities, classrooms, and state-of- the-art labs that are optimal to the learning environment

**Goal 9. Technology** – Acquire technological innovations in programs and administrative functions

## **Community Partnerships**

**Goal 10. Business and Industry** – Collaborate with business and industry to produce employable graduates

**Goal 11. Political Environment** – Enhance political relationships to support the college

**Goal 12. K-12 Systems** – Collaborate with K-12 systems to increase dual enrollment opportunities and prepare students for college

**Goal 13. University System** – Work in partnership with university and private institutions to create lifelong opportunities for students

## **Communication**

**Goal 14. Branding** – Establish a new positive, unique identity for the college

**Goal 15. Marketing** – Launch a new message/campaign to elicit a response from potential students

**Goal 16. Website** – Create a new epicenter of communication for current students and the public

**Goal 17. Social Media** – Secure up-to-date digital communications for prospective and current students

**Goal 18. Internal Communications** – Improve internal communications for the College

## Accreditations

West Georgia Technical College is accredited by the Southern Association of Colleges and Schools' Commission on Colleges to award associate degrees. Contact the Commission on Colleges at 1866 Southern Lane, Decatur, Georgia 30033-4097 or call 404-679-4500 for questions about the accreditation of West Georgia Technical College. The Commission should be contacted only if there is evidence that appears to support the College's significant non-compliance with a requirement or standard. Inquiries such as admission requirements, financial aid, educational programs, etc. should be addressed directly to West Georgia Technical College and not to the Commission's office. Please direct all questions to: West Georgia Technical College, 176 Murphy Campus Boulevard, Waco, Georgia, 30182; Phone 770.537.6000 and Fax 770.537.7995.

### Program Accrediting Agencies:

Accreditation Commission for Education in Nursing (ACEN)

Accreditation Council for Business Schools and Programs (ACBSP)

- Accounting
- Business Administrative Technology
- Marketing Management
- Business Management

Commission on Dental Accreditation (CODA)

Commission on Accreditation for Health Informatics and Information Management Education (CAHIIM)

Commission on Accreditation of Allied Health Education Programs (CAAHEP)

- Medical Assisting, under recommendation of the Medical Assisting Education Review Board (MAERB)
- Surgical Technology, under Accreditation Review Committee on Education in Surgical Technology (ARC-ST)

Joint Review Committee on Education in Radiologic Technology (JRCERT)

National Accrediting Agency for Clinical Laboratory Sciences (NAACLS)

National Center for Construction Education Research (NCCER)

- Welding

### Regulating Agencies:

Georgia Board of Cosmetology

Georgia Board of Dentistry

Georgia Board of Licensed Practical Nurses

Georgia Board of Licensed Registered Nursing

Georgia Department of Community Health

Georgia Firefighter Standards and Training Council

Georgia State Board of Barbering

## **Memberships**

West Georgia Technical College is a member of:

- Southern Association of Colleges and Schools (SACS)
- Carroll County Chamber of Commerce
- Coweta County Chamber of Commerce
- Douglas County Chamber of Commerce
- Haralson County Chamber of Commerce
- Heard County Chamber of Commerce
- LaGrange-Troup County Chamber of Commerce
- Meriwether County Chamber of Commerce
- Georgia Chamber of Commerce
- Technical College Directors' Association of Georgia (TCDA)
- American Association of Community Colleges (AACC)
- National Junior College Athletic Association (NJCAA)
- National Council for Marketing and Public Relations
- Council for Advancement and Support of Education

## **Equal Opportunity Statement**

As set forth in its student catalog, West Georgia Technical College does not discriminate on the basis of race, color, creed, national or ethnic origin, gender, religion, disability, age, political affiliation or belief, genetic information, veteran status, or citizenship status (except in those special circumstances permitted or mandated by law). The following persons have been designated to handle inquiries regarding the non-discrimination policies: Equity (Title IX) coordinator is V.P. of Student Affairs. ADA (Section 504) coordinator is V.P. of Administrative Services. Both are located at 401 Adamson Square, Carrollton, Georgia, 30117. (678) 664-0400.



## AY2017 HIGHLIGHTS

### *AY2017 College Highlights:*

- ◆ Enrollment for AY2017 was 9,525.
- ◆ The unduplicated number of graduates at all levels was 2,399.
- ◆ In AY2017, WGTC awarded 382 associate degrees, 361 diplomas, and 2,788 technical certificates of credit for a total of 3,531 awards conferred.
- ◆ The college's student retention rate was 71%.
- ◆ The number of students taking at least one online course at West Georgia Technical College was 4,492. This number reflects 47.2% of WGTC students.
- ◆ The number of high school students enrolled (dual enrollment and joint enrollment) at WGTC was 1,553.
- ◆ Of the 22 TCSG Technical Colleges in AY2017, West Georgia Technical College ranks:
  - #4 in unduplicated credit enrollment
  - #6 in the number of high school students enrolled
  - #3 in the number of HOPE students served
  - #4 in the number of PELL students served
  - #2 in the total number of program graduates
  - #4 in the total number of awards conferred
  - #4 in the total number of special population students served
  - #3 in the total number of financial aid recipients

## ***AY2017 Departmental Highlights:***

### **Academic Affairs**

- Dual enrollment program numbers increased by 37.6%
- Dual enrollment general education course numbers grew by 279%
- Bowdon, Villa Rica, and East Coweta high schools offered dual enrollment courses for the first time
- Opened second Academic Resource Center (ARC). This second center is located in the Coweta Campus library
- WGTC's library services hosted its first ever conference, Atlanta Area Bibliographic Instruction Group (AABIG)
- The Guided Pathways to Success (GPS) program continued its success with both enrollment numbers and graduates
- New Programs:
  - Cyber Security Degree (LaGrange)
  - Business Technology/ Business Healthcare Technology Degree & Diploma
  - Precision Manufacturing Degree (Carroll & Coweta)
  - German Apprenticeship Program with SB-2 approved Precision Manufacturing TCCs
  - Psychology AS – Articulated with University of West Georgia
- Year 2 World Class Lab funding allowed for improvements of \$1.6 million to labs in Diesel Technology, Commercial Truck Driving, Welding, and Precision Manufacturing
- As part of the tutoring enhancement initiative, additional features were added in the *Upswing* tutoring software, allowing the submission and critique of written English papers
- Developed a new COLL 1090 – First Class Seminar course based on feedback from student focus groups
- Began concurrency/support courses in MATH 1111/0999 and ENGL 1101/0096 for degree students
- The Clinical Lab Technology/ Phlebotomy program was one of only five in the nation to receive a \$2,500 grant from the American Society of Clinical Laboratory Science (ASCLS). In addition, the program received the National ASCP (American Society of Clinical Pathology) grant.
- Computer Information Technology program (Douglas) acquired a donation of 20 servers from Google for student instruction
- Nursing program acquired a geriatric simulation suit with funds gained through the Warren P. and Ava F. Sewell Foundation Grant for Education
- Accreditation:
  - Surgical Technology program was granted continued accreditation by CAAHEP
  - Radiologic Technology program (LaGrange) received a reaccreditation award of eight years by the JRCERT

- WGTC programs achieved the following licensure passage rates:
  - Clinical Lab Tech. 91%
  - Comm. Truck Driving 93%
  - Cosmetology 85%
  - Dent Hygiene 100%
  - EMT Basic 83%
  - EMT – Advanced 79%
  - Esthetician 74%
  - Health Info Mgmt 88%
  - Medical Assisting 100%
  - Nurse Aide 84%
  - Phlebotomy 94%
  - Practical Nursing 89%
  - Radiology – Douglas 100%
  - Radiology–LaGrange 100%
  - Registered Nursing 79%
  - Surgical Tech 100%

- Met state performance benchmarks for all ABE/GED/ESL levels
- Awarded over \$24,000 in WGTC Foundation GED testing scholarships
- Awarded over \$11,000 in GED testing scholarships from community organizations
- Coordinated closely with area Family Connection groups, CLCPs and social service providers
- Worked in partnership with Coweta County Schools and CLICK, the Coweta County CLCP, to add a GED class at Ruth Hill Elementary, in an area of Coweta County with one of the highest concentrations of persons lacking a high school diploma or GED
- Worked in partnership with LIFT, the Carroll County CLCP, and the Church Without Walls to add an adult education class in an area of Carroll County with one of the highest concentrations of persons lacking a high school diploma or GED

## **Administrative Services**

### ***Business Office***

- Implemented the Concur Travel and Expense System
- Implemented Shift4 in bookstores to become EMV compliant
- Implemented a new P-Card plan per DOAS mandate
- Implemented new VA third party procedures, reducing VA debt
- Implemented new MOWR book reconciliation
- Successful Financial Services Risk Assessment

## **Economic Development**

- Corporate training:
  - Companies – 105
  - Training Hours – 184,675
  - Trainees – 4,962
- Community education:
  - Enrollment – 2,522
  - Training Hours – 25,267

## **Adult Education**

- Enrolled 2,325 students in AY2017
  - 86% in ABE/GED prep
  - 14% in English as a Second Language classes
- Ranked fourth largest overall program statewide
- Graduated 378 ABE/GED students – highest in the state

## **Institutional Advancement**

- Launched the “50 Years of Changing Lives” marketing campaign including a video, 50 alumni success stories, a 50-year logo, and unique branding
- Hosted the WGTC Foundation’s 16<sup>th</sup> annual Black Tie & Boots event

featuring John Michael Montgomery and raising a record \$48,000

- Implemented the college's first Alumni Giving program
- Held five donor stewardship events to build relationships with key partners, and hosted a Newnan-Coweta Chamber of Commerce Business After Hours event to familiarize community partners with the Coweta Campus
- Welcomed Georgia Governor Nathan Deal to the LaGrange Campus for a FY2018 Budget signing ceremony in the Precision Manufacturing and Maintenance lab.

## **Institutional Effectiveness**

### ***Curriculum***

- Executed articulation agreements with two four-year institutions:
  - University of West Georgia – AS to BS in Psychology
  - Brewton Parker College – AS in General Business to BBA in Accounting, General Business, and Management
- Facilitated the approval of 11 new program requests, which included service area employment data collected through BLS, GADOE, and EMSI.
- With faculty, implemented nearly 40 TCSG curricular changes for program groups across degree, diploma, and certificate levels.
- Developed and piloted an institutional course, COLL 1090 – First Class Student, to be included in all degree and diploma programs as an introduction to WGTC programs/services and student success skills
- Developed three lab-based courses to serve as supplemental support for

students taking learning support and college-level math or English courses concurrently

- Transitioned all program and course curriculum to SmartCatalog
- Administered Educational Testing Service (ETS) Proficiency Profile to associate degree graduates as an assessment of general education student learning outcomes
- Coordinated assessment of program performance outcomes and student learning outcomes within each program area through the Tk20 assessment and evaluation system.

### ***Grants***

- Completed 2<sup>nd</sup> year of the Georgia Space Grant Consortium's "Pathways to STEM Careers in Georgia" grant, which is managed by the Georgia Institute of Technology and funded by the National Space Grant College and Fellowship program at NASA. Of the \$112,627 received, \$60,000 was additional funds provided during an extension period. Funds benefitted Engineering Technology and Electronics Technology degree program students by providing drone/UAV related activities, scholarships, and local industry internships
- Awarded \$225,511 by the USDA's Rural Utilities Service Distance Learning and Telemedicine Grant to implement a "telepresence" system at 3 college locations and 2 high schools in WGTC service territory, to initially benefit Nursing, Adult Ed, and MOWR programs
- The Mentor-Connect Program, a National Science Foundation's Advanced Technological Education funded program at Florence

Darlington Technical College, awarded a team from the Precision Manufacturing department \$4,800 to participate in a leadership program in preparation to submit future grant proposals to ATE

### ***Institutional Effectiveness***

- Hosted successful MOA (Methods of Administration) Review
- Conducted strategic planning retreat with senior staff and leadership staff
- Completed Annual Progress Report 2016-2017 for Complete College Georgia
- Hosted successful Achieving the Dream (ATD) visits by the college's leadership and data coaches, leading to the nomination and subsequent appointment of WGTC as a Leader College in that organization
- Submitted 2017 Annual Reflection report to ATD, including the college's application for status as Leader College. The application detailed WGTC's focus on student success through college-wide initiatives to improve persistence and graduation rates
- Conducted two college-wide in-service days, both including discussion of ATD strategies and student success
- Mr. John Parton, Vice President for IE, served as President-Elect of the statewide IE Peer Group

### ***Research and Planning***

- Conducted college-wide surveys including End of Semester Course Evaluations, WIAO Career Services Survey, First Class Student Seminar (COLL 1090) Entry-Exit Survey, and the Graduate Satisfaction Survey. Internal survey administrations included those

related to the development/ implementation of the Customer Service Kudos Card and data assistance for the ACBSP Business Programs Accreditation Report

- Participated in training related to the merger of Taskstream and Tk20 (Taskstream-Tk20), Assessment Planning, and Unit Administrator functions

### **Student Affairs**

#### ***Admissions***

- Received 5,434 new student applications; admitted 3,489 new students; and 2,171 new students enrolled
- Received 3,120 transfer student applications; admitted 2,073 transfer students; and 1,210 transfer students enrolled
- Received 2,479 high school dual enrollment applications; admitted 1,738 dual enrollment students; and 1,481 dual enrolment students enrolled
- Received 4,406 returning student applications; admitted 4,088 returning students; and 2,452 returning students enrolled
- Received 171 transient student applications; admitted 123 transient students; and 89 transient students enrolled
- The self-service Banner web student applications was added for online applicants
- The ACT, Inc. Compass placement test was discontinued and replaced with the College Board Accuplacer placement test; Accuplacer labs were established at each WGTC campus and at each public high school in the service area

### ***Athletics***

- Thirteen student athletes (all sports) moved on to continue their athletic and/or academic careers at 4-year universities
- Women's Basketball achieved its 5<sup>th</sup> consecutive year as the NCAA Region 17 DIII Champions and won its 3rd District G championship. With the win, the team reached the NJCAA DIII National Championship for the 3rd consecutive year and produced its 2<sup>nd</sup> consecutive player to be named NJCAA DIII All-American
- Softball had two players receive NJCAA All-Academic team honors
- Men's Basketball won its 4<sup>th</sup> NJCAA Region 17 DIII conference tournament championship in six years. Four players were selected to All-Region teams, while two players were selected to the All-Region defensive team
- Baseball had two players receive 2<sup>nd</sup> team All-Region honors and one player received NJCAA All-Academic team honors

### ***Registrar***

- Three graduation ceremonies were held at the Murphy, with 408 diploma and degree students participating
- Awarded 2,391 unduplicated (increase of 3% from AY2016) and 3,531 duplicated (increase of 3.4% from AY2016) certificates, diplomas, and degrees
- Implemented Credentials Roboregistrar transcript processing software

### ***Student Life***

- Open houses took place on all five main campuses and yielded more than twice the amount of applications as the previous year's events, with a total of 258 applications submitted
- WGTC's Phi Beta Lambda chapter had seven students place in the top 10 at the PBL-National competition
- WGTC's GOAL winner was selected as one of nine finalists for the state award
- WGTC's NTHS and GSGA advisors were both named Advisor of the Year for their respective organizations
- WGTC's NTHS chapter was awarded the Silver Star award
- Three WGTC students represented the college at both the regional and statewide SkillsUSA 2017 competitions

## CREDIT AND NON-CREDIT STUDENT ENROLLMENT DATA

CREDIT	AY2014 TOTAL	AY2015 TOTAL	AY2016 TOTAL	AY2017 TOTAL	AY2016 – 2017 COMPARED
<b>Enrollment (unduplicated)</b>	9,844	9,105	9,155	9,525	+4.0%
<b>Graduates</b>	1,935	2,203	2,322	2,399	+3.3%
<b>Graduate Placement Rate</b>	99.4%	99.6%	98.6%	94.9%*	
<b>Licensure Exam Passage Rate</b>	90%	91%	88%	90%	+2.0%

**AY2017 FTE = 4,533**

\* Final placement rate data for AY2017 is incomplete at this time.

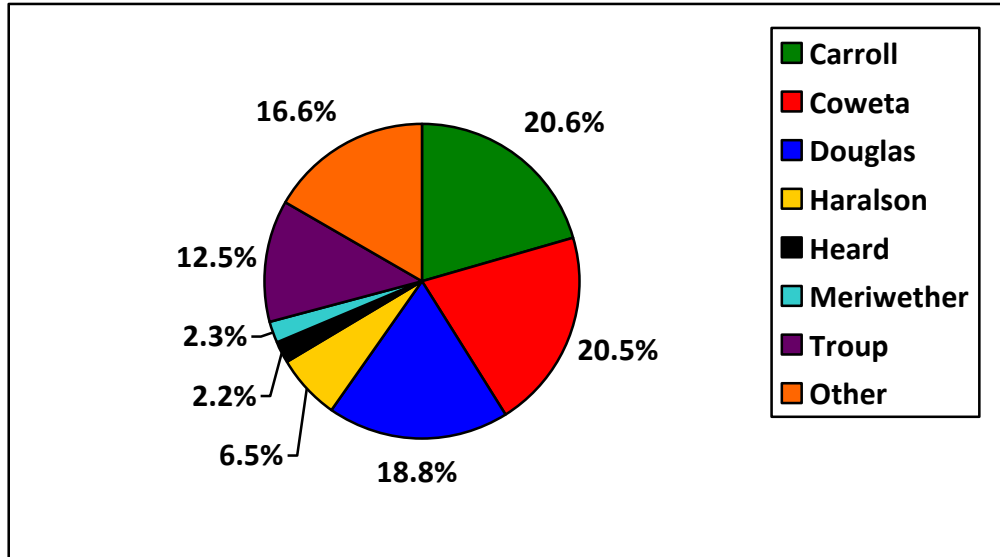
*SOURCE: KMS Data Center reports and Local Data - 09/2017*

NON-CREDIT	AY2014 TOTAL	AY2015 TOTAL	AY2016 TOTAL	AY2017 TOTAL	AY2016 – 2017 COMPARED
<b>Adult Literacy</b>	2,865	2,385	2,402	2,325	-3.2%
<i>– GED graduates</i>	442	198	326	357	+9.5%
<b>Community Education</b>	1,701	1,820	2,063	2,522	+22.25%
<b>Corporate Training</b>	1,848	3,141	3,708	4,962	+33.82%

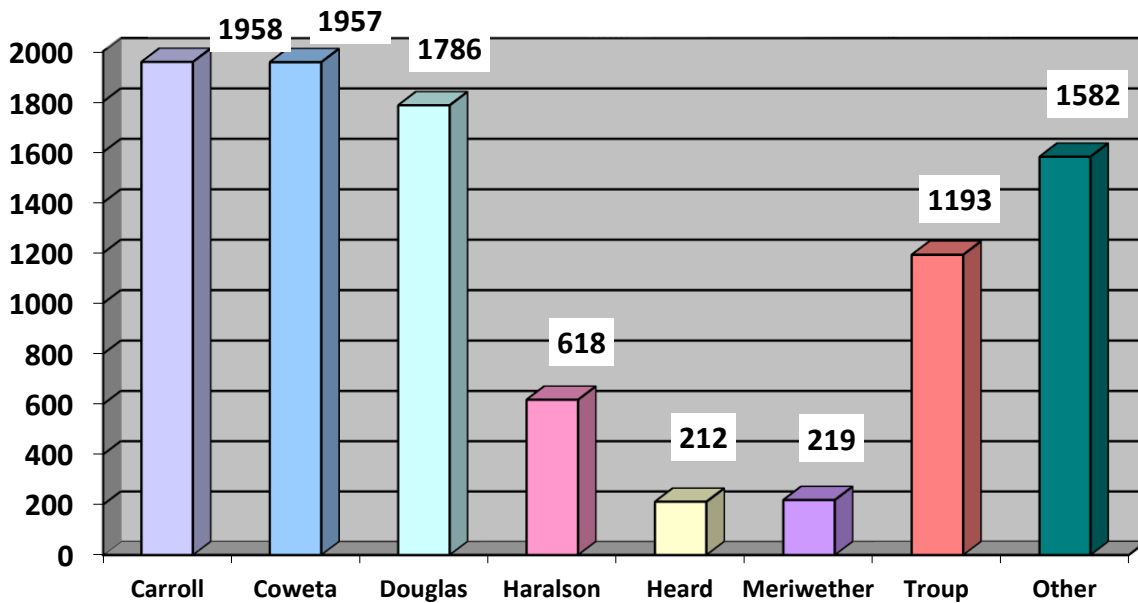
*SOURCE: GALIS and Local Data - 09/2017*

## AY2017 STUDENT PARTICIPATION RATE BY COUNTY OF RESIDENCE

### By Percentage



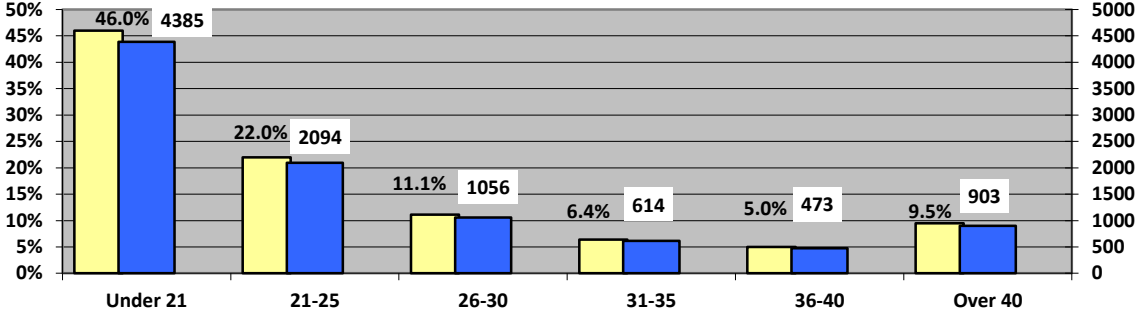
### By Student Enrollment Count



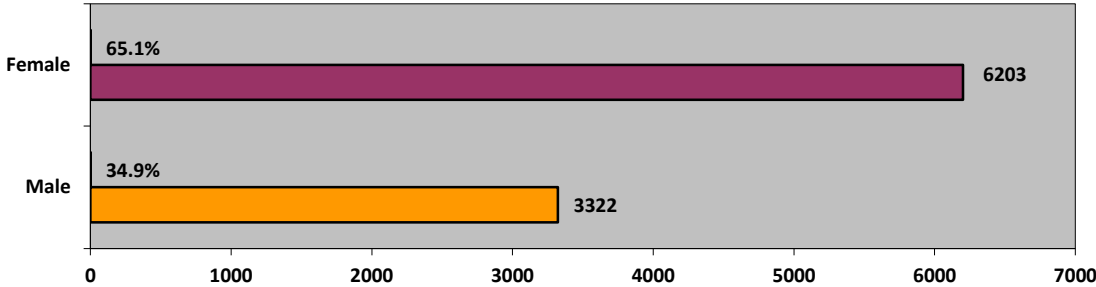


# AY2017 CREDIT STUDENT DEMOGRAPHICS

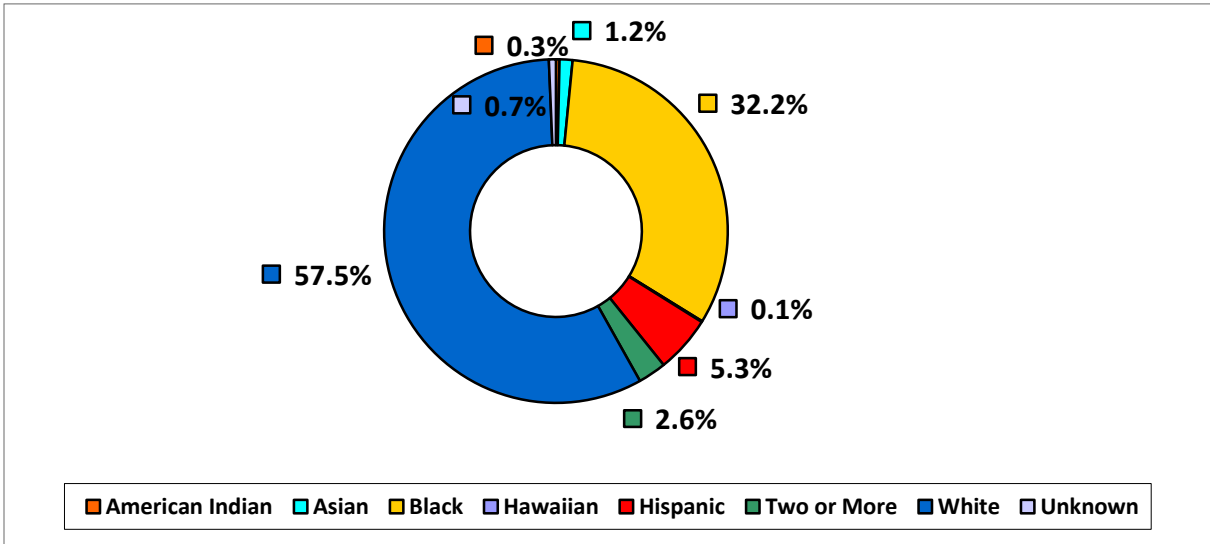
## By Age



## By Gender



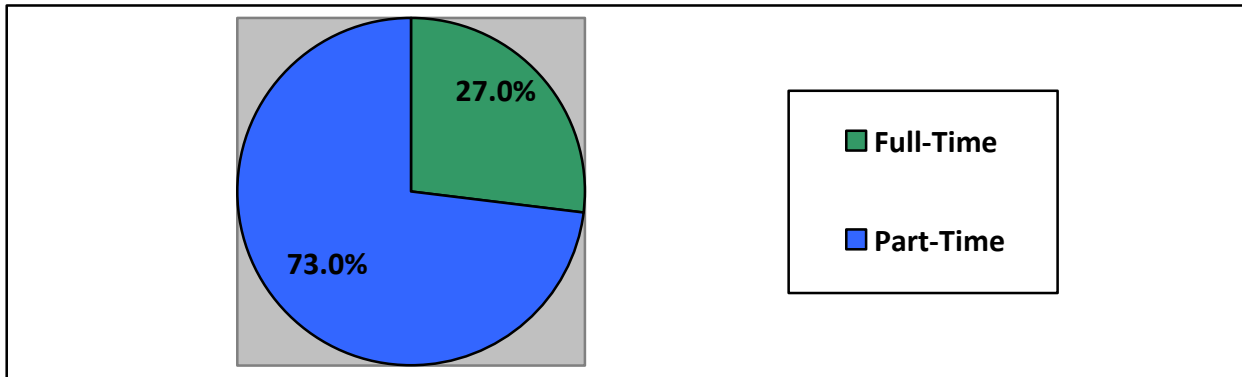
## By Ethnicity



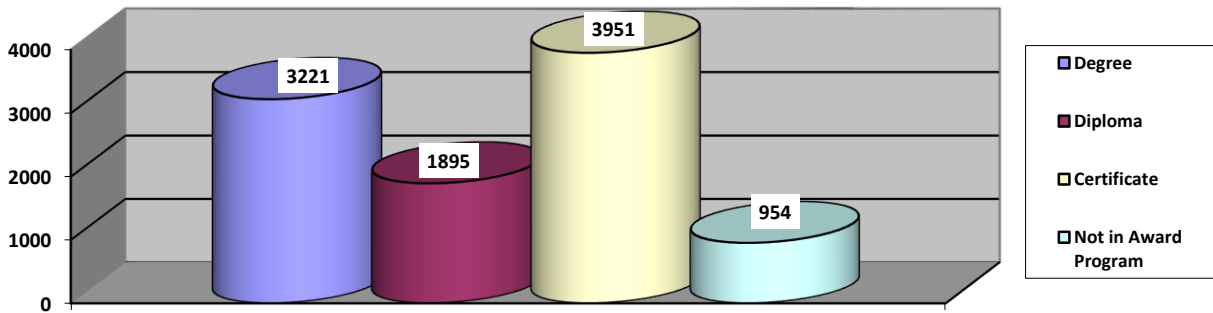
### By Educational Preparation

Less than 12	GED	High School	1 – 3 Years Postsecondary	Bachelor Degree	Greater than Bachelor Degree
17%	8%	62.1%	10.8%	1.8%	0.2%

### By Enrollment Status



### By Award Level



## ASSOCIATE DEGREE ENROLLMENT

PROGRAM	AY2014	AY2015	AY2016	AY2017
Accounting	182	177	181	171
Business Healthcare Technology	--	--	--	7
Business Management	348	347	347	388
Business Technology	212	229	142	126
Clinical Laboratory Technology	33	34	40	36
Computer Programming	--	--	30	68
Computer Support Specialist	124	118	103	99
Criminal Justice – AS	33	107	212	162
Criminal Justice Technology	233	151	111	94
Culinary Arts	73	63	59	49
Dental Hygiene	26	28	25	28
Early Childhood Care & Education	233	226	221	215
Electronics Technology	68	60	51	44
Engineering Technology	129	132	145	155
Fire Science Technology	56	37	36	32
General Business - AS	208	357	839	1099
Health Information Management Technology	167	126	95	108
Logistics & Supply Chain Management	14	33	36	15
Marketing Management	89	77	72	69
Networking Specialist	168	161	154	140
Nursing	176	191	202	205
Precision Manufacturing & Maintenance	--	--	--	18
Radiologic Technology	68	64	74	68
<b>TOTAL*</b>	<b>2640</b>	<b>2718</b>	<b>3175</b>	<b>3396</b>

\*Duplicated numbers (learning support courses and transient students not included)

## DIPLOMA PROGRAM ENROLLMENT

PROGRAM	AY2014	AY2015	AY2016	AY2017
Accounting	106	88	73	64
Air Conditioning Technology	143	105	105	88
Automotive Technology	174	158	128	94
Barbering	18	19	12	3
Business Healthcare Technology	--	--	--	1
Business Management	139	160	133	129
Business Technology	344	377	244	175
CNC Technology	39	36	32	23
Computer Support Specialist	82	66	49	39
Cosmetology	340	309	304	292
Criminal Justice	180	140	108	83
Culinary Arts	61	42	32	37
Diesel Equipment Technology	45	55	54	61
Drafting Technology	36	30	29	30
Early Childhood Care & Education	172	161	147	133
Electrical Control Systems	18	13	15	14
Electrical Systems Technology	18	25	26	21
Electronics Technology	41	39	36	29
Fire Science Technology	58	46	30	27
Industrial Mechanical Systems	57	47	43	27
Industrial Systems Technology	31	21	22	26
Machine Tool Technology	27	37	51	34
Marketing Management	38	31	22	29
Medical Assisting	28	27	35	46
Networking Specialist	99	61	55	58
Practical Nursing	64	60	63	82
Precision Manufacturing & Maintenance	--	--	--	50
Surgical Technology	12	13	14	13
Welding and Joining Technology	216	216	235	263
<b>TOTAL*</b>	<b>2586</b>	<b>2382</b>	<b>2097</b>	<b>1971</b>

\*Duplicated numbers (learning support courses and transient students not included)

## CERTIFICATE PROGRAM ENROLLMENT

PROGRAM	AY2014	AY2015	AY2016	AY2017
Administrative Support Assistant	2	3	2	1
Air Conditioning Electrical Technician	--	--	--	4
Air Conditioning Repair Specialist	2	2	1	--
Air Conditioning Technician Assistant	1	2	1	2
Animation & Game Design Specialist	1	13	7	10
Automotive Chassis Technician Specialist	--	13	15	18
Automotive Climate Control Technician	17	17	14	10
Auto Electrical/Electronic Systems Technician	1	11	23	37
Automotive Engine Performance Technician	1	6	2	3
Automotive Engine Repair Technician	31	11	25	25
Automotive Transmission/Transaxle Tech Spec.	--	--	--	2
Baking & Pastry Specialist	--	--	--	2
Basic Electronic Assembler	--	--	1	--
Basic Machining Operator	2	1	3	4
Basic Machinist	--	--	1	--
CAD Operator	14	6	3	4
CAD Technician – Advanced	3	2	4	4
Certified Personal Trainer	1	--	--	--
Child Development Specialist	14	2	11	18
Commercial Truck Driving	290	232	250	210
Commercial Wiring	2	2	1	2
Computed Tomography Specialist	4	--	--	6
Computerized Accounting Specialist	2	1	2	1
Crime Scene Fundamentals	10	20	40	53
Criminal Justice Fundamentals	35	22	36	46
Dental Assisting – Advanced	50	46	51	60
Dental Assisting – Basic	66	49	72	57
Drafter’s Assistant	--	--	1	1
Early Childhood Care & Education Basics	6	5	25	33
Electrocardiography Technology	13	11	14	--
Electronics Technician	--	--	1	3
Emergency Medical Responder (EMR)	--	2	--	--

Emergency Medical Tech (AEMT )– Advanced	38	70	83	68
Emergency Medical Tech (EMT)	61	62	79	66
Energy Industry Fundamentals	--	1	1	--
Esthetician	42	39	34	35
Food Production Worker I	22	7	21	27
Game Development Specialist	20	27	7	23
Gas Metal Arc Welder	22	11	18	27
Gas Tungsten Arc Welder	8	6	7	11
Geriatric Care Assistant	3	--	--	--
Health Care Assistant	776	641	629	604
Health Care Science	2148	2004	1985	2000
Heating & Air Conditioning Installation Tech.	1	2	2	3
Heavy Diesel Service Technician	7	10	9	2
Help Desk Specialist	3	11	16	24
Human Resource Management Specialist	4	5	3	7
Industrial Electrician	3	4	6	4
Industrial Maintenance Technician	--	--	18	20
Infant/Toddler Care Specialist	1	1	3	2
Internet Specialist Web Site Developer	3	--	--	--
Logistics Management Technician	--	--	1	--
Mammography	6	9	7	--
Manufacturing Systems Technician	--	--	--	1
Manufacturing Technician	7	1	1	--
Mechanical Maintenance Specialist	--	--	18	18
Medical Billing Clerk	28	19	15	21
Medical Coding	22	14	24	31
Medical Front Office Assistant	19	12	15	5
Medical Language Specialist	22	9	3	2
Microsoft Office Applications Professional	4	1	3	3
Microsoft Word Application Professional	--	--	--	--
Mill Operator	--	--	1	--
Nurse Aide	185	180	188	194
Office Accounting Specialist	1	1	--	2
Patient Care Assistant	26	20	37	47
Payroll Accounting Specialist	--	4	3	3

PC Repair & Network Technician	18	22	18	23
Pharmacy Assistant	122	109	100	77
Phlebotomy Technician	49	45	45	69
Photovoltaic Systems Install. & Repair Tech.	--	1	--	--
Pipe Welder	3	1	3	5
Prep Cook	3	1	9	19
Residential Wiring Technician	--	1	2	1
Service Sector Management Specialist	--	--	--	2
Shampoo Technician	50	57	67	78
Shielded Metal Arc Welder – Advanced	27	29	49	68
Shielded Metal Arc Welder – Basic	87	57	107	117
Small Business Marketing Manager	1	--	--	1
Supply Chain Specialist	--	--	1	1
Tax Preparation Specialist	1	2	1	2
Technical Specialist	967	840	195	65
Web Site Developer	2	7	7	3
<b>TOTAL*</b>	<b>5380</b>	<b>4822</b>	<b>4447</b>	<b>4397</b>

\*Duplicated numbers (learning support courses and transient students not included)

SOURCE: KMS Data Center report #DC180 - 09/2017

## GRADUATE/PLACEMENT REPORT

ASSOCIATE OF APPLIED SCIENCE								
PROGRAM	# GRADUATES (DUPLICATED)				PLACEMENT RATE % (Benchmark 90%)			
	AY2014	AY2015	AY2016	AY2017	AY2014	AY2015	AY2016	AY2017*
Accounting	26	26	34	33	100%	100%	100%	100%
Business Technology	36	24	24	23	97%	100%	95.5%	100%
Business Management	7	29	32	32	100%	100%	96.7%	100%
Clinical Lab. Tech.	11	8	11	9	100%	100%	100%	
Computer Prog	--	--	1	8	--	--	--	100%
Computer Support Spec	19	17	16	24	94.1%	100%	100%	85.7%
Criminal Justice – AS	NEW		3	4	NEW		100%	100%
Criminal Justice – AAS	25	29	26	14	100%	100%	100%	100%
Culinary Arts	8	9	12	6	100%	100%	100%	100%
Dental Hygiene	12	12	10	12	100%	100%	100%	100%
Early Childhood	20	21	22	29	100%	100%	100%	100%
Electronics Tech.	5	12	12	8	100%	100%	100%	100%
Engineering Tech.	--	3	2	10	--	100%	100%	100%
Fire Science	14	9	11	6	100%	100%	100%	50%
General Business – AS	NEW	4	7	7	NEW	100%	100%	100%
Health Info Mgt. Tech.	26	27	22	22	100%	96%	94.4%	58.3%
Logistics/Supply Chain Management	--	--	2	8	--	--	100%	100%
Marketing Management	12	4	9	4	100%	100%	100%	100%



Networking Specialist	28	25	20	23	96.3%	100%	100%	88.9%
Precision Mfg/Maint	--	--	--	2				
Radiologic Tech.	32	27	33	34	100%	100%	96.2%	16.7%
Registered Nurse	51	62	67	64	100%	100%	100%	83.3%
<b>TOTAL</b>	<b>332</b>	<b>348</b>	<b>376</b>	<b>382</b>				

## DIPLOMA

PROGRAM	# GRADUATES (DUPLICATED)				PLACEMENT RATE % (Benchmark 90%)			
	AY2014	AY2015	AY2016	AY2017	AY2014	AY2015	AY2016	AY2017*
Accounting	12	15	7	8	100%	100%	100%	100%
Air Cond. Tech.	19	9	18	15	100%	100%	100%	100%
Automotive Tech.	19	26	30	14	100%	100%	100%	100%
Barbering	4	1	5	2	100%	100%	100%	
Business Technology	38	20	30	27	100%	100%	100%	100%
Business Management	1	4	7	9	100%	100%	100%	10%
CNC Technology	10	6	5	8	100%	100%	100%	100%
Computer Support Spec.	5	5	2	2	100%	100%	100%	
Cosmetology	89	70	66	77	100%	100%	100%	95%
Criminal Justice	8	9	6	10	100%	87.5%	100%	100%
Culinary Arts	5	2	4	5	100%	100%	100%	100%
Diesel Equip. Tech.	12	9	16	18	100%	100%	100%	100%
Drafting Technology	3	5	5	2	100%	100%	100%	100%
Early Child Care/Ed.	19	12	26	19	100%	100%	100%	100%
Elect. Control Systems	4	6	6	5	100%	100%	100%	100%
Electrical Systems Tech.	1	2	3	2	100%	100%	100%	100%
Electronics Tech.	1	3	3	1	100%	100%	100%	100%
Fire Science Technology	1	1	--	6	100%	100%		100%
Industrial Mechanical Sys	5	12	4	9	100%	100%	100%	

Industrial Systems Tech.	5	6	3	4	100%	100%	100%	100%
Machine Tool Tech.	7	7	10	11	100%	100%	100%	75%
Marketing Management	1	--	1	4	100%	--	100%	100%
Medical Assisting	23	23	20	31	95.2%	100%	100%	100%
Networking Specialist	3	4	3	6	100%	100%	100%	66.7%
Practical Nursing	56	40	45	29	100%	97.1%	100%	
Surgical Technology	11	7	12	12	100%	85.7%	100%	100%
Welding/Joining Tech.	22	32	26	25	100%	100%	100%	94.4%
<b>TOTAL</b>	<b>384</b>	<b>336</b>	<b>363</b>	<b>361</b>				

## TECHNICAL CERTIFICATES OF CREDIT

PROGRAM	# GRADUATES (DUPLICATED)				PLACEMENT RATE % (Benchmark 90%)			
	AY2014	AY2015	AY2016	AY2017	AY2014	AY2015	AY2016	AY2017*
Admin. Support Asst.	45	25	44	31	97.8%	95.8%	100%	100%
Air Cond. Elect. Tech.	7	27	25	26	100%	100%	100%	100%
Air Cond. Repair Spec.	11	19	26	16	100%	100%	100%	100%
Air Cond. Tech. Asst.	15	34	28	33	100%	100%	100%	
Animation/Game Design	5	10	3	10	100%	100%	100%	
Auto Chassis Tech.	19	64	38	37	100%	100%	100%	100%
Auto Climate Ctrl Tech.	31	54	56	41	100%	100%	100%	100%
Auto Electrical/ Electronic Systems	67	73	68	54	100%	98.6%	100%	
Auto Engine Perf. Tech.	25	55	36	30	100%	100%	100%	100%
Auto Engine Repair Tech	42	54	52	40	100%	100%	100%	100%
Auto Transmission/ Transaxle Technician	36	41	30	27	97.2%	100%	100%	100%
Baking & Pastry Spec	--	--	--	3				
Basic Electronic Assemb.	--	1	8	11	--	100%	100%	
Basic Machining Oper.	15	15	15	15	100%	100%	100%	85.7%
Basic Machinist	16	19	16	8	100%	100%	100%	66.7%
CAD Operator	7	7	2	6	100%	85.7%	100%	100%
CAD Technician – Adv.	1	1	2	1	100%	100%	100%	100%
Catering Specialist	--	--	--	6				100%
Child Develop. Specialist	18	43	60	58	100%	100%	100%	100%
CNC Specialist	1	--	1	--	100%	--	100%	

Comm. Truck Driving	242	187	196	164	99.6%	100%	100%	
Commercial Wiring	1	2	4	3	100%	100%	100%	
Computed Tomog. Spec.	3	--	--	6	100%			
Computerized Acct Spec	33	35	38	32	100%	100%	100%	100%
Crime Scene Fund.	30	38	34	39	100%	100%	100%	100%
Criminal Justice Fund.	34	52	42	47	100%	100%	100%	
Dental Assisting – Adv.	37	18	37	37	100%	100%	100%	
Dental Assisting – Basic	48	45	65	45	100%	100%	100%	
Diesel Electrical/ Electronic Systems Tech	--	--	--	47				100%
Diesel Engine Srvc Tech	--	--	--	20				100%
Drafter’s Assistant	--	--	1	8		--	100%	
Early Childhood Care/ Education Basics	52	118	101	105	100%	100%	100%	
Electrical Maint Tech	--	--	--	1				
Electrocardiography Tech	--	2	7	--	--	100%	100%	
Electronics Technician	--	--	5	9	--	--	100%	100%
Emergency Med Tech - Adv	26	20	32	23	96.2%	100%	100%	100%
Emergency Med. Tech.	31	38	27	25	100%	100%	100%	
Esthetician	22	21	12	17	100%	94.1%	100%	
Food Production Worker	27	16	28	35	96.3%	100%	100%	
Game Develop. Spec.	7	15	3	20	100%	100%	100%	
Gas Metal Arc Welder	48	66	72	75	100%	100%	100%	96.2%
Gas Tungsten Arc Welder	31	53	52	45	100%	100%	100%	96.3%
Health Care Assistant	3	2	23	6	100%	100%	100%	
Health Care Science	--	1	6	2	--	100%	100%	
HVAC Install. Tech.	--	11	18	22	--	100%	100%	100%

Heavy Diesel Svc. Tech.	20	16	32	20	100%	100%	100%	100%
Help Desk Specialist	14	10	5	23	100%	90%	100%	100%
Human Resource Mgt.	1	16	31	33	100%	100%	96.3%	100%
Industrial Electrician	3	10	12	23	100%	100%	100%	
Industrial Maint Tech	--	--	--	20				100%
Industrial Systems Fund	--	--	--	1				
Infant/Toddler Care Spec	1	7	8	14	100%	100%	100%	100%
Lathe Operator	10	7	10	12	100%	100%	100%	80%
Logistics Mgmt Tech	--	--	6	5	--	--	100%	
Mammography	3	9	6	--	100%	100%	100%	
Manufacturing Tech.	--	3	4	5	--	100%	100%	100%
Mechanical Maint Spec	--	--	--	18				100%
Medical Billing Clerk	28	14	31	26	100%	92.3%	100%	100%
Medical Coding	--	4	9	15	--	100%	100%	
Medical Front Office Asst	24	16	28	21	100%	92.3%	100%	100%
Medical Language Spec.	6	--	--	--	100%	--	--	--
Mill Operator	9	7	12	14	100%	100%	100%	85.7%
MS Excel App. Prof.	40	35	64	103	97.5%	100%	100%	100%
MS Office App. Prof.	30	16	30	28	96.7%	100%	100%	100%
MS Word App. Prof.	48	34	62	45	97.9%	96.9%	100%	100%
Nurse Aide	228	302	313	321	100%	100%	100%	100%
Office Accounting Spec.	34	43	36	29	100%	100%	100%	100%
Patient Care Assistant	18	16	24	9	100%	100%	100%	
Payroll Accounting Spec.	21	23	42	40	100%	100%	100%	100%
PC Repair/Network Tech	16	33	52	46	100%	100%	100%	50%
Pharmacy Assistant	30	23	24	18	100%	100%	100%	
Phlebotomy Technician	47	55	59	51	100%	100%	100%	100%

Photovoltaic Systems Install/Repair	--	1	3	1	--	100%	100%	
Pipe Welder	2	4	1	3	100%	100%	100%	100%
Prep Cook	26	22	28	36	96.2%	100%	100%	
Residential Wiring Tech.	--	--	5	1	--	--	100%	
Service Sector Mgt. Spec	1	5	11	4	100%	100%	100%	
Shampoo Technician	106	129	106	149	100%	100%	100%	66.7%
Shielded Metal Arc Welder - Advanced	49	92	104	109	100%	100%	100%	94.1%
Shielded Metal Arc Welder – Basic	89	85	145	93	100%	100%	100%	100%
Small Business Mkt. Mgr	1	3	5	6	--	100%	100%	
Supply Chain Specialist	--	--	1	7	--	--	100%	100%
Tax Preparation Spec.	29	18	33	28	96%	100%	100%	100%
Technical Specialist	9	7	2	5	100%	100%	100%	
<b>TOTAL</b>	<b>1979</b>	<b>2347</b>	<b>2657</b>	<b>2668<sup>o</sup></b>				

\* Final placement rate data for AY2017 is incomplete at this time

<sup>o</sup> Dual enrolled students not included

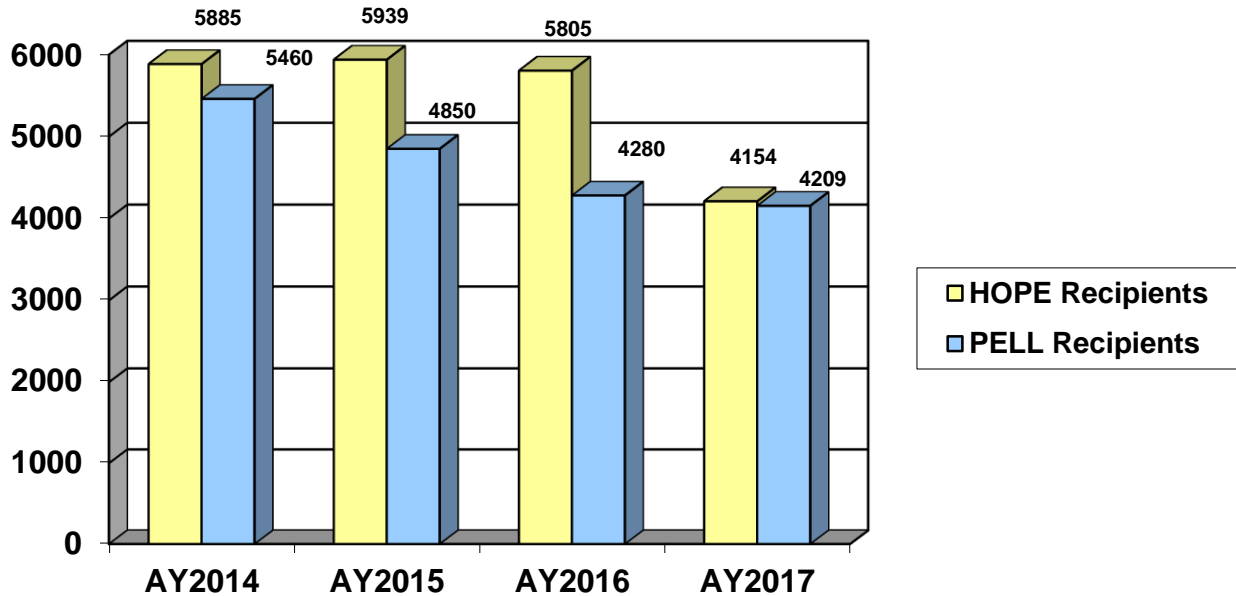
Placement rates are based on unduplicated graduates and unduplicated employment status, using the latest employment status entry for each student. Total placement rate formula:

$$\frac{\text{In Field} + \text{Military} + \text{Rel Field} + \text{Unrel Field} + \text{In Field \& Cont Ed} + \text{Rel Field \& Cont Ed} + \text{Unrel Field \& Cont Ed} + \text{Cont Ed}}{\text{Numerator} + \text{Not Employed}}$$

SOURCE: KMS Data Center report #TEC0109 (awards conferred – duplicated count of graduates) – 10/2017  
KMS Data Center report #TEC0112 – 10/2017

## FINANCIAL AID

### Student Recipients



### Amount Disbursed

	AY2014	AY2015	AY2016	AY2017
<b>TOTAL PELL</b>	\$10,847,015	\$9,634,179	\$8,351,341	\$8,001,118
<b>HOPE, other Local Grants &amp; Scholarships</b>	\$5,319,873	\$5,960,519	\$6,178,512	\$6,838,856

SOURCE: Local Data – 09/2017



## FULL-TIME FACULTY DEMOGRAPHICS AY2017

### By Gender

FEMALE	MALE
<b>64% (90)</b>	<b>36% (51)</b>

### By Race

ASIAN	BLACK	HISPANIC	WHITE	OTHER
<b>0% (0)</b>	<b>27% (38)</b>	<b>3% (4)</b>	<b>69% (98)</b>	<b>1% (1)</b>

### By Age

UNDER 35	35 – 49	50 – 59	60+
<b>13% (18)</b>	<b>42% (60)</b>	<b>25% (35)</b>	<b>20% (28)</b>

### By Tenure

Less Than 1 Year	1 – 5 Years	6 – 9 Years	10 – 14 Years	15 – 19 Years	20 – 25 Years	Over 25 Years
<b>19% (27)</b>	<b>41% (58)</b>	<b>18% (26)</b>	<b>12% (17)</b>	<b>9% (12)</b>	<b>0% (0)</b>	<b>1% (1)</b>

n = 141

Snapshot of full-time faculty members employed on October 15, 2016

*SOURCE: Human Resources Office Data – 10/2016*

## FULL-TIME STAFF DEMOGRAPHICS AY2017

### By Gender

FEMALE	MALE
70% (187)	30% (78)

### By Race

ASIAN	BLACK	HISPANIC	WHITE	OTHER
0% (0)	25% (67)	1%(1)	73% (194)	1% (3)

### By Age

UNDER 35	35 – 49	50 – 59	60+
14% (38)	37% (97)	36% (96)	13% (34)

### By Tenure

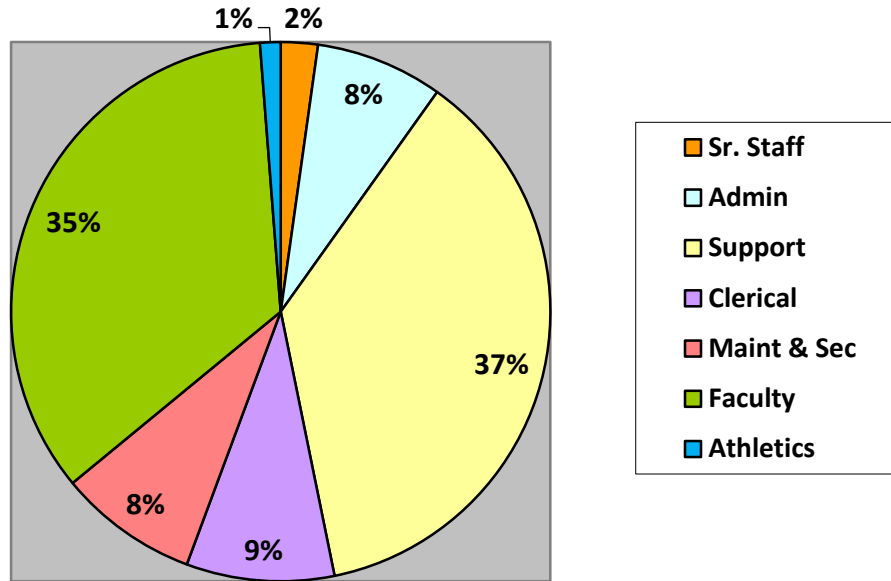
Less Than 1 Year	1 – 5 Years	6 – 9 Years	10 – 14 Years	15 – 19 Years	20 – 25 Years	Over 25 Years
12% (33)	42% (110)	17% (46)	12% (31)	9% (24)	7% (19)	1% (2)

n = 265

Snapshot of full-time staff members employed on October 15, 2016

*SOURCE: Human Resources Office Data – 10/2016*

## COLLEGE STRUCTURE AY2017



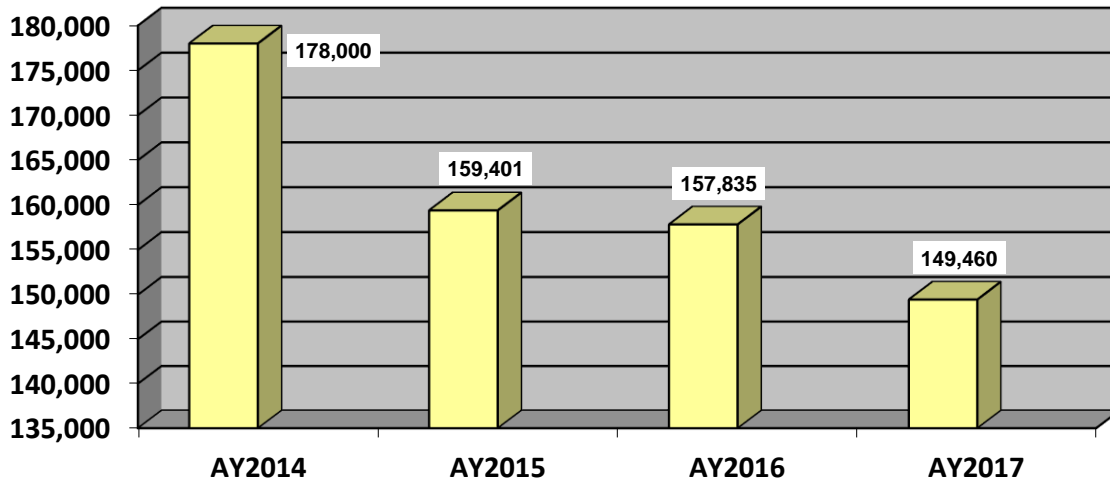
Sr. Staff:	President, Executive Vice Presidents, Vice Presidents
Admin:	Assistant VPs, Deans, Associate Deans, Directors
Support Staff:	Specialists, Assistants, Technicians, Managers, Coordinators, Counselors, Advisors, IT, Librarians
Clerical:	Administrative Assistants, Program Specialists, Receptionists, Program Assistants, Cashiers
Maintenance & Security:	Maintenance Supervisors, Technicians, Custodial Staff, Courier, Grounds Staff, Police
Faculty:	Full-Time Teaching Faculty
Athletics:	Director, Coordinator, Coaches

*SOURCE: Human Resources Office Data – 10/2016  
Based on full-time faculty/staff members employed on October 15, 2016*

## LIBRARY COLLECTIONS

Category	AY2014	AY2015	AY2016	AY2017
Books, Bound Serials & Government Documents				
Number of Volumes	50,282	59,482	61,201	60,120
Number of Titles	39,671	47,842	48,051	48,320
Current Serial Subscriptions				
Number of Titles	252	264	268	276
Audio Visual Materials (audio books, videos, etc.)				
Number of Titles	3,917	4,201	4,272	4,284

## LIBRARY EXPENDITURES



## LIBRARY SERVICE

SERVICE CATEGORY	AY2014 Student #s	AY2015 Student #s	AY2016 Student #s	AY2017 Student #s
Circulation	1,182	2,498	3,319	14,574
Gate Count	22,640	73,542	96,851	105,602
Reference	2,361	6,471	8,251	15,874
Computer Usage	8,602	22,691	41,234	56,722

SOURCE: Library Services Data – 09/2017